

# Parts Catalogue

## RK19HG



Printed : 2017 Version  
Part number of this book: 1050 912 003 0


# Important tips of Parts Catalogue

We thank you for your purchasing our product, manufactured under strict quality control, by gathering plenty of experiences and new technology, designed for a comfort and pleasant work.

## 1. Part Composition

This catalogue deals with engine and chassis.

Detailed classifications are listed in the following page.



## 2. For locating parts easily, Please Note:


A. If you know the assembly where the part is used.

- Refer to the relevant figure from the identifying group symbol illustration,
- Locate the relevant chapter
- Refer to the particular chapter desired.

## 3. For ordering parts

To obtain spare parts please contact your nearest dealer and give him the details listed below.

- ① Tractor Model : Tractor T254NH
- ② Tractor Serial Number : H00001
- ③ Part Number : 11111010010
- ④ Description : COUPLING , PTO
- ⑤ Quantity required: 1



## 4. For ordering PARTS CATALOGUE

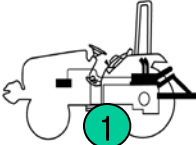
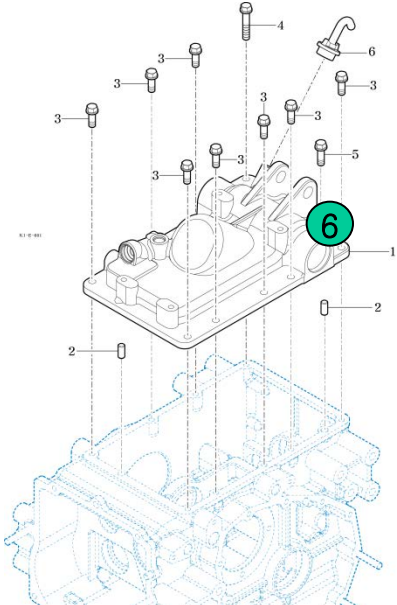
This is Priced item and one is to order the same on part No. 11119120030

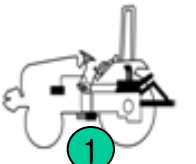
This supersedes all our editions.

Note) When replacing parts, please use original spare parts to be sure of the performance and the longer life of the product

※ The information in this catalogue may at any time be modified without a prior notice for the improvement of performance, please consult our spare parts dept. for the detailed inquiry.

## 5. How to use parts catalogue

<p>FIG 601 ②</p>	<p>③ CYLINDER CASE</p>	<p>P1 ④</p>	<p>Year ⑤ 2014</p>	
				
<p>NOTE</p>	<p>⑬</p>			

<p>FIG 601 ② T254NH</p>	<p>③ CYLINDER CASE</p>	<p>P1 ④</p>	<p>Year ⑤ 2014</p>				
<p>KEY NO.</p>	<p>PART NO.</p>	<p>DESCRIPTION</p>	<p>SPEC.</p>	<p>QTY.</p>	<p>REPAIR</p>	<p>EFFECTIVE DATE</p>	<p>REMARKS</p>
<p>601 001</p>	<p>11105010011M</p>	<p>CASE ,CYLINDER</p>		<p>1</p>			
<p>601 002</p>	<p>V5201010018</p>	<p>PIN , PARALLELA</p>	<p>10X20(A)</p>	<p>2</p>			
<p>601 003</p>	<p>V2173610030</p>	<p>BOLT , HEX/S</p>	<p>M 10X30</p>	<p>8</p>			
<p>601 004</p>	<p>V2173610055</p>	<p>BOLT , HEX/S</p>	<p>M 10X55</p>	<p>1</p>			
<p>601 005</p>	<p>V2173610065</p>	<p>BOLT , HEX/S</p>	<p>M 10X65</p>	<p>1</p>			
<p>⑥ 006</p>	<p>⑦ 190 110</p>	<p>CAP ASSY , OIL ⑧</p>	<p>⑨</p>	<p>⑩</p>	<p>⑪</p>	<p>⑫</p>	<p>⑭</p>
<p>NOTE</p>	<p>⑬</p>						

① Group Indication : Indicate the relevant location of the part with a symbol illustration.

② Figure Number: Indicate the relevant section of the machine with a figure number.


③ Section Name : Indicate the section name of the machine

④ Section Page : Page number of the section in this catalogue.

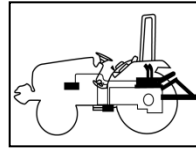
⑤ Date : Show the Year of the section made or updated

- ⑥ Key number : Indicating number of each parts in the illustration.
- ⑦ Part Number : Unique part number maintained in our system  
The part number starting with V or M means it is TYM's standard part  
The alphabet at the end of part number means the status of material or the color of paint  
Legend : M:Machining, DG:Dark Gray, BR:Bright Red, SW:Summer White, PB:Pure Black, GB:Glossy Black, SR:Super Red, MS:Metallic Silver DD:Heat proof Black, TY: Tangerine Yellow etc.
- ⑧ Description : Description of a part, Abbreviation means as follows.  
– Indicate the mixture condition of a part  
ASSY : Assembly with a mixture of several parts, so can be broke up retaining their original form  
COMP : Assembly with a mixture of several parts, but can not be broke up retaining their original form  
SUB : mean the same as ASSY but used in lower level in aid.  
SET : Part consist of ASSY, COMP, and part(s) as a group  
– Indicate the location of a part  
LH: Left, RH: Right, FR: Front, RR: Rear, UPR: Upper, LOW: Lower
- ⑨ Type : Type of the standard items like bolt or nut
- ⑩ Quantity : Total quantity of the part referred to in the page.  
Symbol below indicate options. So, show the quantity of each option.  
Note) AR means as requested quantity.
- ⑪ Repair Parts consumption frequency class: indicate the level of a part in aid of stocking spares, anticipating the service requirements.  
A :Fast moving part(frequently required)  
B :Medium moving part (sometimes required)  
C :Slow moving part(rarely required)
- ⑫ Modification :  
Year/Month~ : From which the change starts  
~ Year/Month : To which the part installed
- ⑬ Notes : explain some reference data
- ⑭ Remark : indicate reference data or abbreviation in the content.


# ENGINEERING GROUP INDEX




1 ENGINE




6 HYDRAULICS & 3-POINT LINK



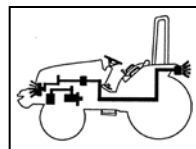
2 ENGINE ACCESSORIES & CONTROL




7 SHEET METAL & ROPS



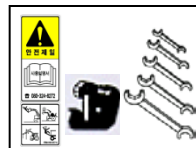
3 CLUTCH, BRAKE, STEERING



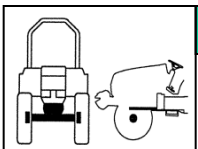
8 ELECTRICALS & HARNESS



4 TRANSMISSION & REAR AXLE



9 LABEL, TOOLS



5 FRONT AXLE, SUPPORTER & DRIVE SHAFT

067 020	12305180020
077 036	12403160020
036 005	13022250030
037 010	13022250131
041 005	13022250232
046 002	13022250333

10 NUMERICAL INDEX

# CONTENTS

## ENGINE

### 1 ENGINE

FIG 101 CYLINDER BLOCK -----	04
FIG 102 GEAR HOUSING -----	06
FIG 103 MOUNTING FLANGE & OIL SUMP-----	08
FIG 104 CYLINDER HEAD & BONNET-----	10
FIG 105 EXHAUST MANIFOLD -----	12
FIG 106 CAMSHAFT & DRIVING GEAR -----	14
FIG 107 CRANKSHAFT & PISTON -----	16
FIG 108 LUB. OIL SYSTEM -----	18
FIG 109 COOLING WATER SYSTEM -----	20
FIG 110 FUEL INJECTION PUMP -----	22
FIG 111 GOVERNOR -----	24
FIG 112 FUEL INJECTION VALVE -----	26
FIG 113 FUEL PIPE-----	28
FIG 114 STARTING MOTOR -----	30
FIG 115 GENERATOR -----	32
FIG 116 ACCESSORY-----	34

# CHASSIS

## 2 ENGINE ACCESSORIES & CONTROL

FIG 201 AIR CLEANER	40
FIG 202 RADIATOR	42
FIG 203 MUFFLER	44
FIG 204 FUEL TANK & FUEL LINE	46
FIG 205 ACCELERATOR	48
FIG 206 FUEL FILTER	50
FIG 207 ENGINE MOUNTING	52

## 3 BRAKE,STEERING

FIG 302 BRAKE PEDAL & LINKAGE	58
FIG 303 SPEED CONTROL	60
FIG 304 DASH COVER	62
FIG 305 STEERING VALVE	64
FIG 306 STEERING CYLINDER	66
FIG 307 TIRE	68

## 4 TRANSMISSION & REAR AXLE

FIG 401 INPUT SHAFT	74
FIG 402 HST	76
FIG 403 PTO CLUTCH SUB& RANGE GEAR SUB	78
FIG 404 SPIRAL BEVEL PINION & 4WD SHAFT SUB	80
FIG 405 INPUT METAL	82
FIG 406 P.T.O DRIVE SHAFT	84
FIG 407 MID P.T.O IDLE GEAR & MID P.T.O SUB	86
FIG 408 DIFF LOCK	88
FIG 409 REAR TRANSMISSION CASE	90
FIG 410 REAR AXLE HOUSING	92

FIG 411 RANGE SHIFT LEVER -----	94
FIG 412 P.T.O CHANGE LEVER -----	96
FIG 413 GEAR PUMP & PUMP IDLE GEAR SUB -----	98

## 5 FRONT AXLE

FIG 501 FRONT DRIVE SHAFT -----	104
FIG 502 FRONT DIFFERENTIAL GEAR -----	106
FIG 503 FRONT AXLE HOUSING -----	108
FIG 504 FRONT GEAR CASE (1) -----	110
FIG 505 FRONT GEAR CASE (2) -----	112

## 6 HYDRAULICS & 3-POINT LINK

FIG 601 CYLINDER CASE -----	118
FIG 602 LIFT ARM -----	120
FIG 603 FLOW CONTROL VALVE -----	122
FIG 604 MAIN CONTROL VALVE -----	124
FIG 605 HYDRAULIC SUB -----	126
FIG 606 HITCH & 3-POINT LINKAGE -----	130
FIG 607 MID MOWER-----	130

## 7 SHEET METAL & R.O.P.S

FIG 701 BONNET -----	136
FIG 702 FLOOR -----	138
FIG 703 SEAT -----	140
FIG 704 ROPS -----	142
FIG 705 LEVER COVER & FENDER -----	144



## 8 ELECTRICALS & HARNESS

FIG 801 BATTERY MOUNTING	-----	150
FIG 802 INSTRUMENT PANEL	-----	152
FIG 803 HARNESS(1)	-----	154
FIG 804 HARNESS(2)	-----	156

## 9 LABEL,TOOLS

FIG 901 TOOL & ACCESSORY	-----	162
FIG 902 LABEL	-----	164
FIG 905 AUXILIARY VALVE KIT(OPTION)	-----	000

## 10 NUMERICAL INDEX

ENGINE	-----	169
CHASSIS	-----	172

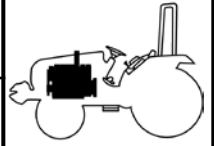
FIG 101

CYLINDER BLOCK

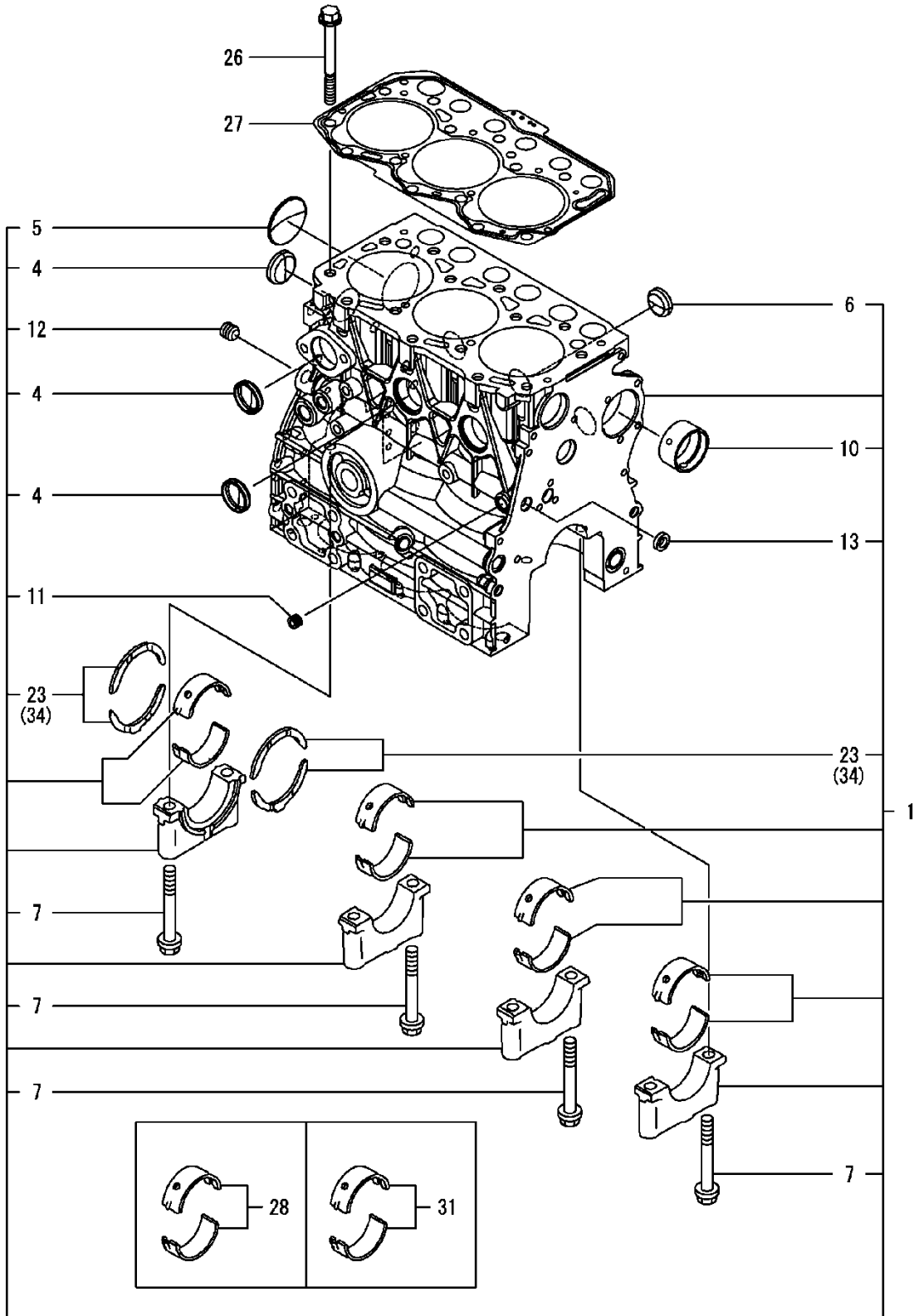
P1

Year

2017



RK19



NOTE



FIG 102

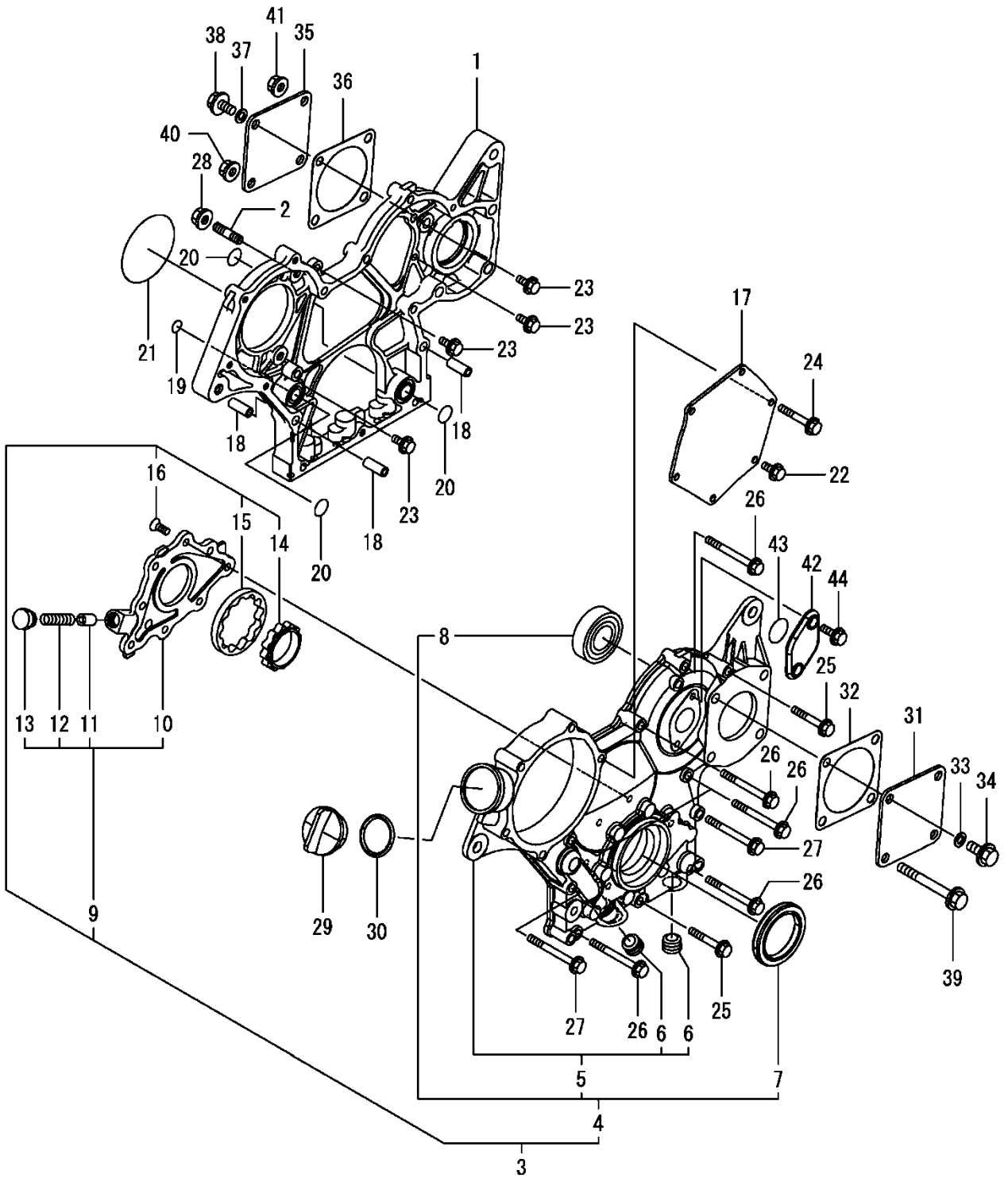
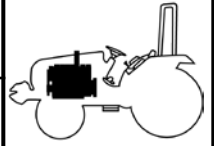
GEAR HOUSING

RK19

P1

Year

2017



NOTE

FIG 102		GEAR HOUSING				P1	Year		
RK19					2017				
KEY NO.	PART NO.	DESCRIPTION	SPEC.	QTY. RK19	REPAIR	EFFECTIVE DATE	REMARKS		
102	1	119740-01501	CASE, GEAR	1					
102	2	119717-01570	BOLT, STUD	3					
102	3	119751-01590	COVER ASSY,GEAR CASE	1					
102	4	719751-01500	COVER ASSY,GEAR CASE	1					
102	5	119751-01521	COVER, GEAR CASE	1					
102	6	23876-030000	PLUG, R03	2					
102	7	119717-01800	SEAL, OIL	1					
102	8	24101-062024	BEARING, BALL 6202	1					
102	9	119717-32100	COVER ASSY	1					
102	10	119717-32080	COVER, PUMP	1					
102	11	129900-32130	VALVE, RELIEF	1					
102	12	129001-32320	SPRING	1					
102	13	129001-32330	PLUG	1					
102	14	119717-32110	ROTOR, INNER	1					
102	15	119717-32120	ROTOR, OUTER	1					
102	16	119802-32130	SCREW, M6X16	8					
102	17	119717-01750	COVER, PUMP	1					
102	18	119660-01911	PIPE, DOWEL 6X17	4					
102	19	119624-32040	O-RING, P12.0	1					
102	20	119717-32050	O-RING, P17.0	3					
102	21	121850-51960	O-RING	1					
102	22	26106-060122	BOLT, M6X 12 PLATED	1					
102	23	26106-060162	BOLT, M6X 16 PLATED	4					
102	24	26106-060402	BOLT, M6X 40 PLATED	4					
102	25	26106-060402	BOLT, M6X 40 PLATED	2					
102	26	26106-060602	BOLT, M6X 60 PLATED	7					
102	27	26106-060652	BOLT, M6X 65 PLATED	2					
102	28	26306-080002	NUT, M8	3					
102	29	124160-01751	CAP, FILLER	1					
102	30	24311-000320	O-RING, 1AP32.0	1					
102	31	124240-01871	COVER, PUMP	1					
102	32	129C26-01890	GASKET, HO-P	1					
102	33	22190-080002	WASHER, SEAL 8	1					
102	34	26106-080122	BOLT, M8X 12 PLATED	1					
102	35	124240-01871	COVER, PUMP	1					
102	36	129C26-01890	GASKET, HO-P	1					
102	37	22190-080002	WASHER, SEAL 8	1					
102	38	26106-080142	BOLT, M8X 14 PLATED	1					
102	39	26106-080702	BOLT, M8X 70 PLATED	3					
102	40	26306-080002	NUT, M8	1					
102	41	26306-080002	NUT, M8	2					
102	42	121023-01551	COVER	1					
102	43	24341-000240	O-RING, 1AS24.0	1					
102	44	26106-060162	BOLT, M6X 16 PLATED	2					
NOTE									

FIG 103

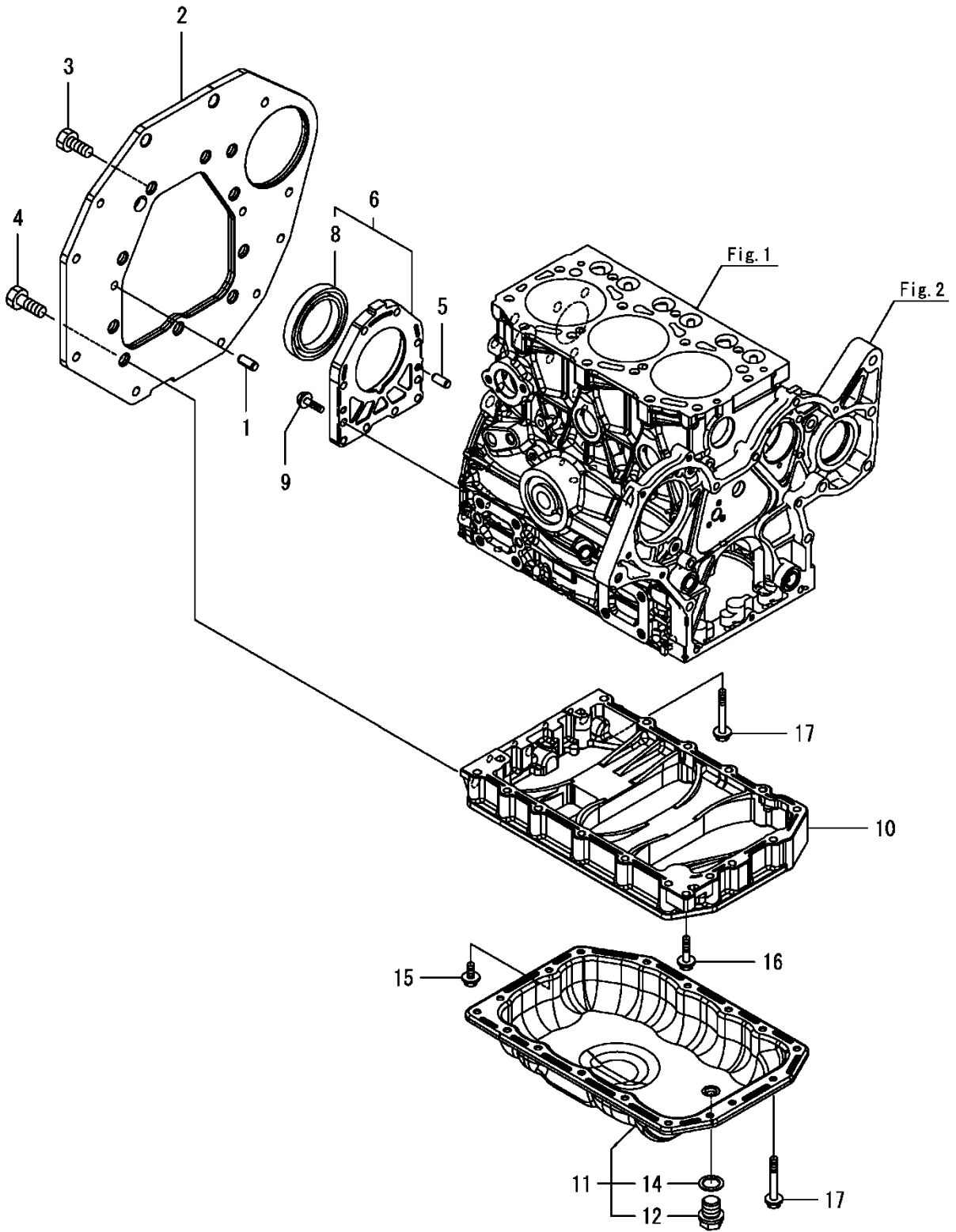
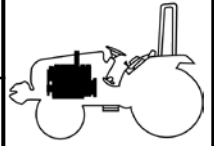
RK19

# MOUNTING FLANGE & OIL SUMP

P1

Year

2017



NOTE



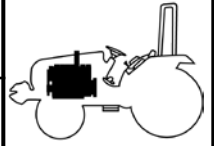
FIG 104

CYLINDER HEAD & BONNET

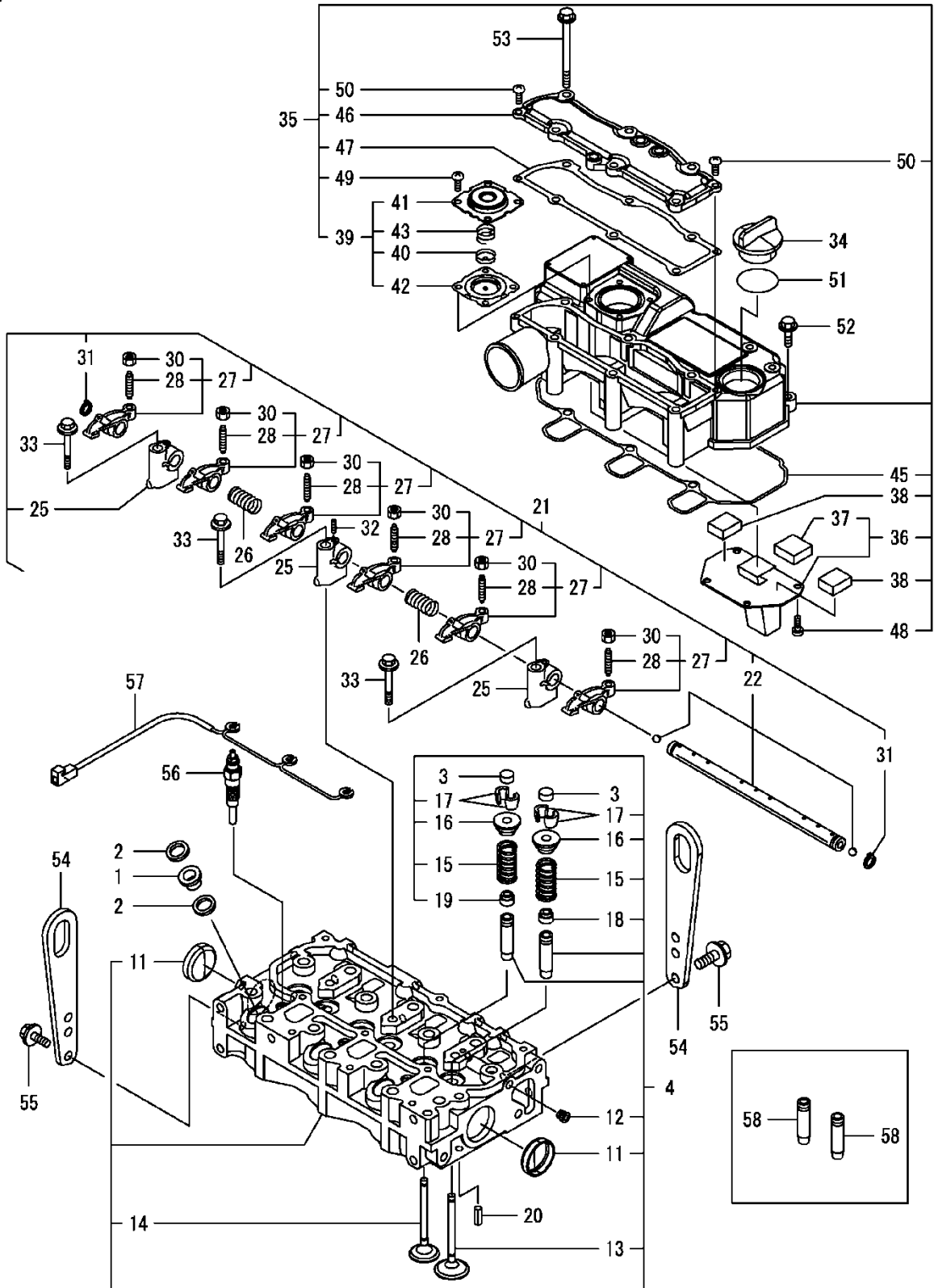
P1

Year

2017



RK19



NOTE



FIG 104		CYLINDER HEAD & BONNET				P1	Year	
RK19							2017	
KEY NO.	PART NO.	DESCRIPTION	SPEC.	QTY. RK19	REPAIR	EFFECTIVE DATE	REMARKS	
104	1	129901-11450	PROTECTOR, NOZZLE	3				
104	2	119600-11460	GASKET, NOZZLE	6				
104	3	105010-11490	CAP, VALVE	6				
104	4	119C10-11740	HEAD ASSY, CYLINDER	1				
104	11	119285-11990	PLUG, CUP TYPE 35	2				
104	12	23876-005000	PLUG, R005	1				
104	13	119C10-11100	VALVE, SUCTION	3				
104	14	119C10-11110	VALVE, EXHAUST	3				
104	15	119717-11131	SPRING, VALVE	6				
104	16	129508-11180	RETAINER, SPRING	6				
104	17	119717-11190	COTTER, VALVE	12				
104	18	119717-11340	SEAL, VALVE STEM	3				
104	19	119717-11350	SEAL, VALVE STEM	3				
104	20	22351-060012	PIN, SPRING 6.0X12	2				
104	21	119515-11200	SUPPORT ASSY, ROCKER	1				
104	22	119515-11240	SHAFT ASSY, ROCKER	1				
104	25	119717-11260	SUPPORT, ROCKER ARM	3				
104	26	119515-11280	SPRING, ROCKER	2				
104	27	119717-11650	ARM ASSY, ROCKER	6				
104	28	129150-11230	SCREW, VALVE ADJUST	6				
104	30	129150-11750	NUT, M8	6				
104	31	22242-000120	RING, 12	2				
104	32	26979-050162	SCREW, M5X16	1				
104	33	26106-080402	BOLT, M8X 40 PLATED	3				
104	34	124160-01751	CAP, FILLER	1				
104	35	119515-11380	BONNET ASSY, HEAD	1				
104	36	119717-03031	PLATE, BAFFLE	1				
104	37	119717-03070	BAFFLE, BREATHER	1				
104	38	119717-03070	BAFFLE, BREATHER	2				
104	39	119802-03100	DIAPHRAGM ASSY	1				
104	40	119802-03110	PLATE, DIAPHRAGM	1				
104	41	119802-03121	COVER, DIAPHRAGM	1				
104	42	119802-03131	DIAPHRAGM	1				
104	43	119802-03141	SPRING, DIAPHRAGM	1				
104	45	119515-11310	GASKET, BONNET	1				
104	46	119515-11320	COVER, BONNET	1				
104	47	119515-11330	GASKET	1				
104	48	22857-500100	SCREW, 5X10	4				
104	49	22857-500100	SCREW, 5X10	4				
104	50	22857-500160	SCREW, 5X16	2				
104	51	24311-000320	O-RING, 1AP32.0	1				
104	52	26106-060202	BOLT, M6X 20 PLATED	3				
104	53	26106-060752	BOLT, M6X 75 PLATED	6				
104	54	129900-07900	LIFTER, ENGINE	2				
104	55	26106-080162	BOLT, M8X 16 PLATED	4				
104	56	119717-77801	PLUG, GLOW	3				
104	57	119717-77820	CONNECTOR, GLOW PLUG	1				
104	58	119515-11800	GUIDE, VALVE	6				
NOTE								

FIG 105

EXHAUST MANIFOLD

RK19

P1

Year

2017

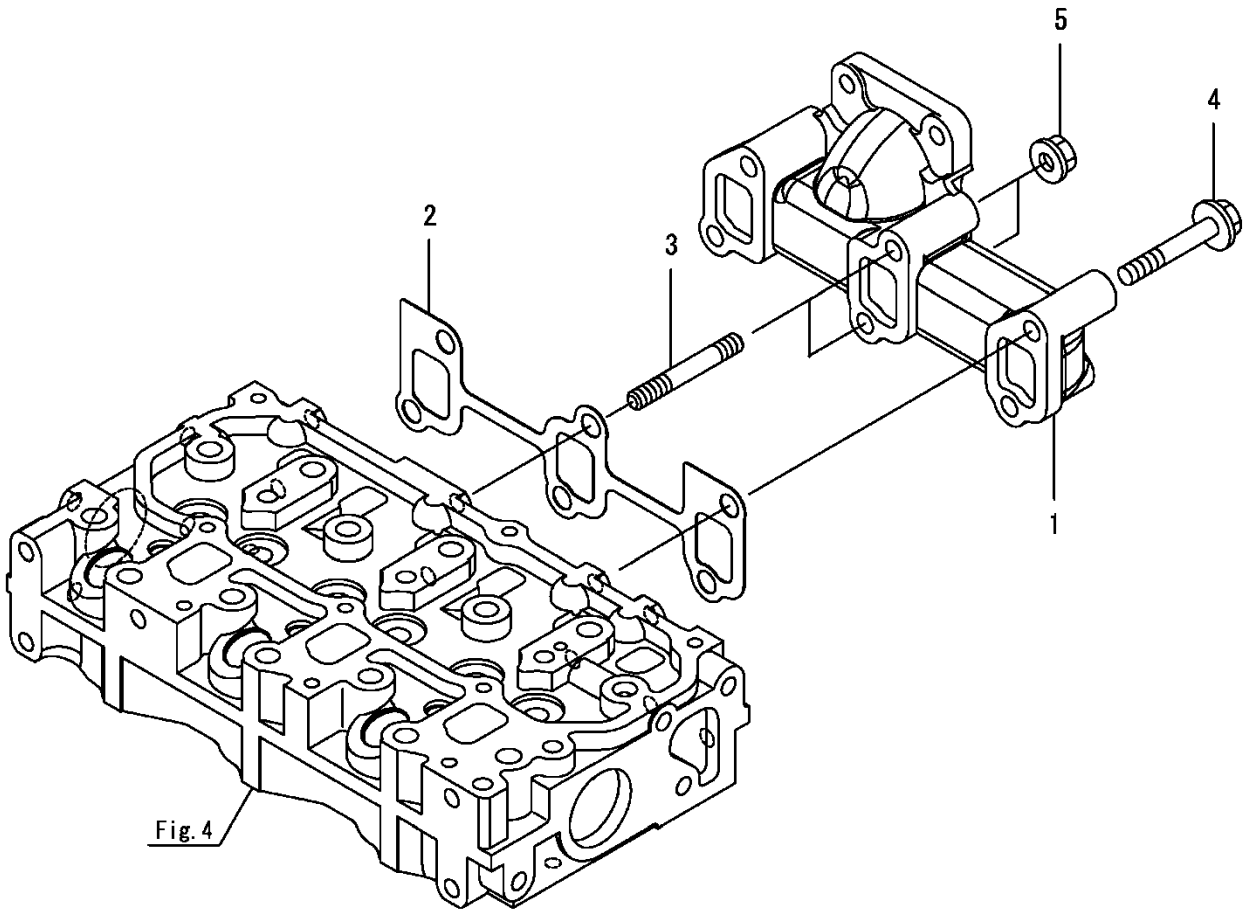
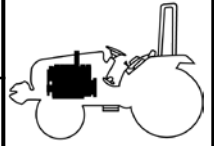


Fig. 4

NOTE



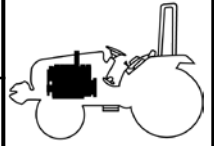
FIG 106

CAMSHAFT & DRIVING GEAR

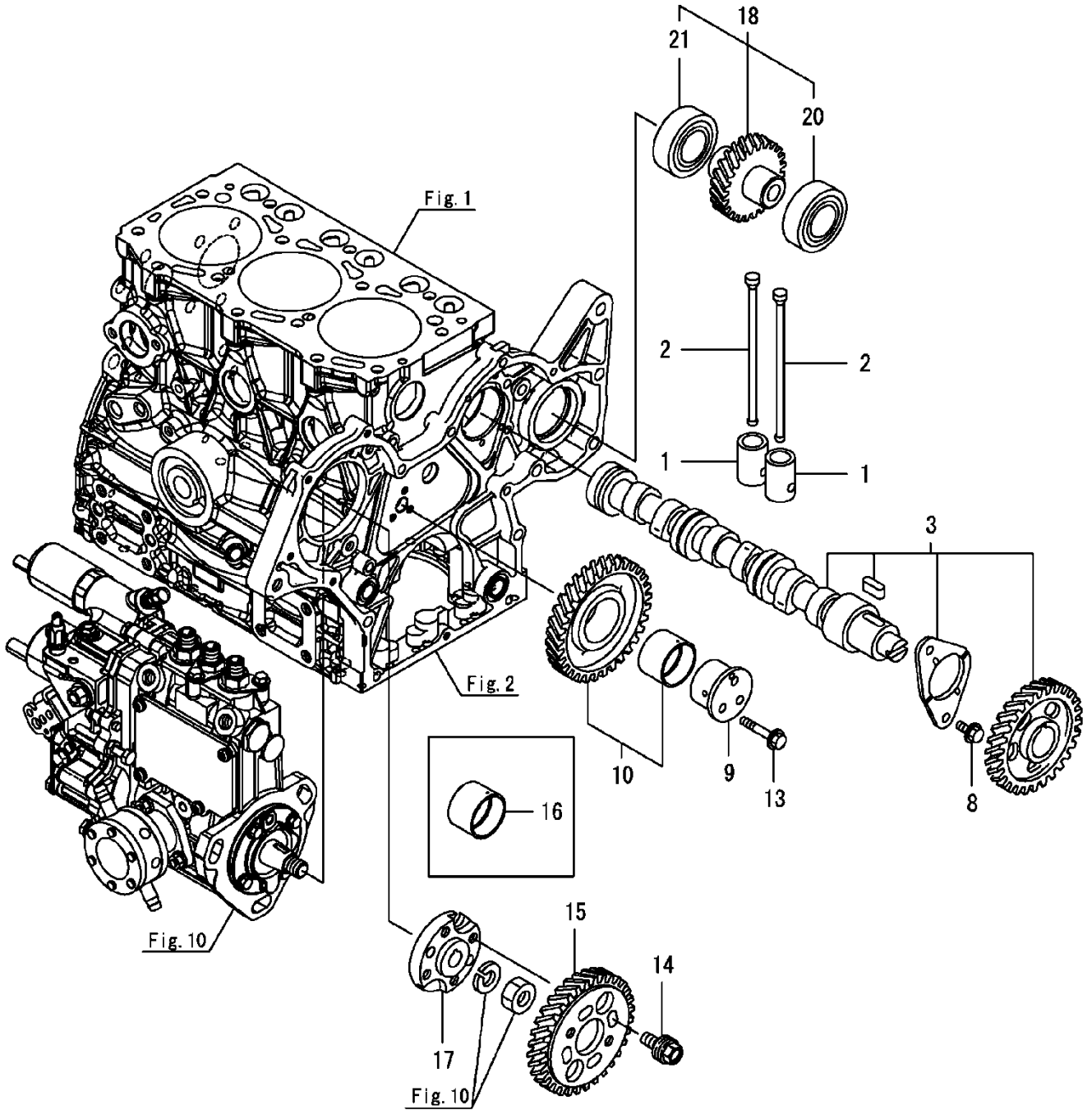
P1

Year

2017



RK19



NOTE



FIG 107

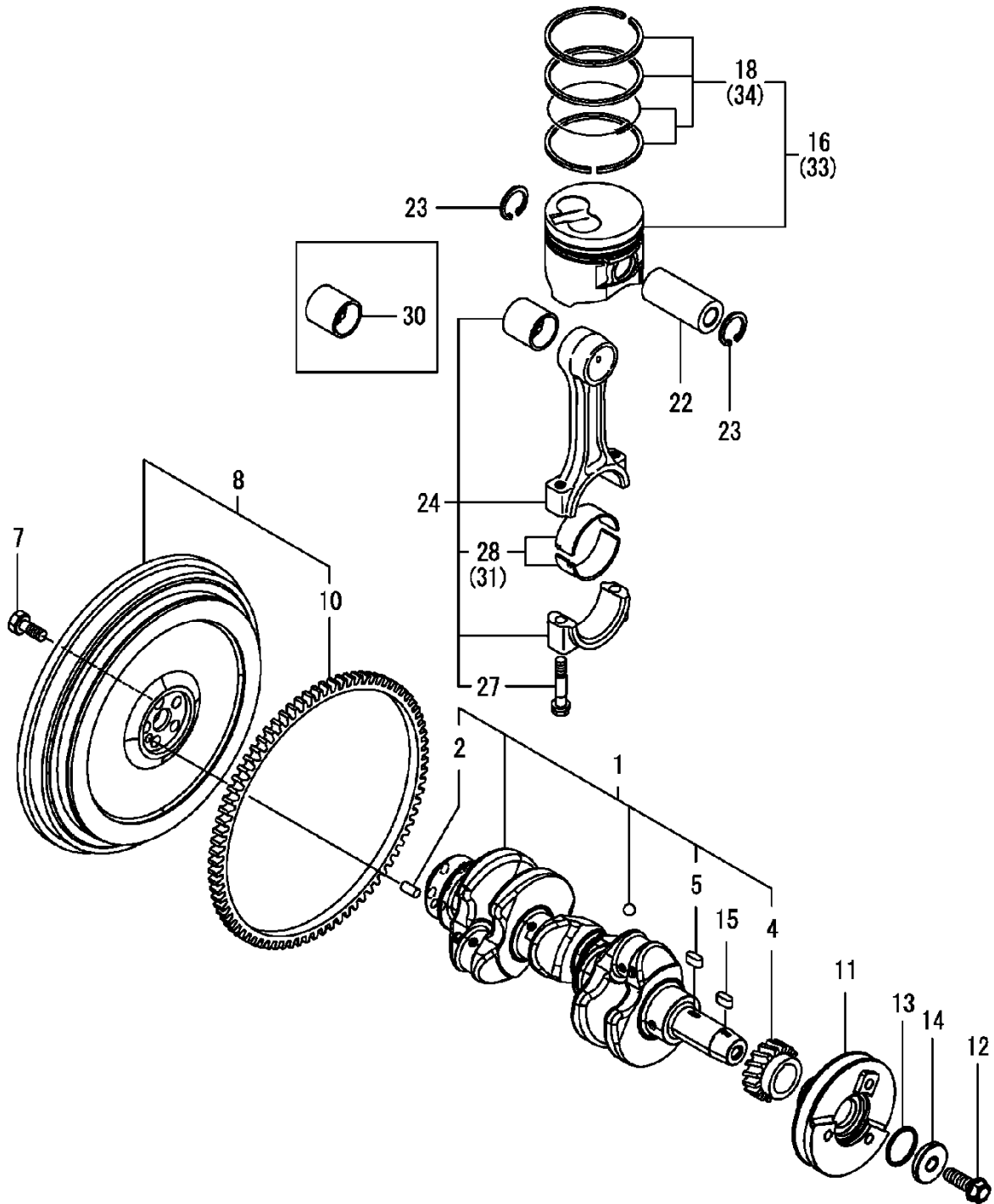
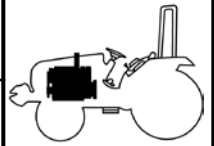
RK19

CRANKSHAFT & PISTON

P1

Year

2017



NOTE



FIG 108

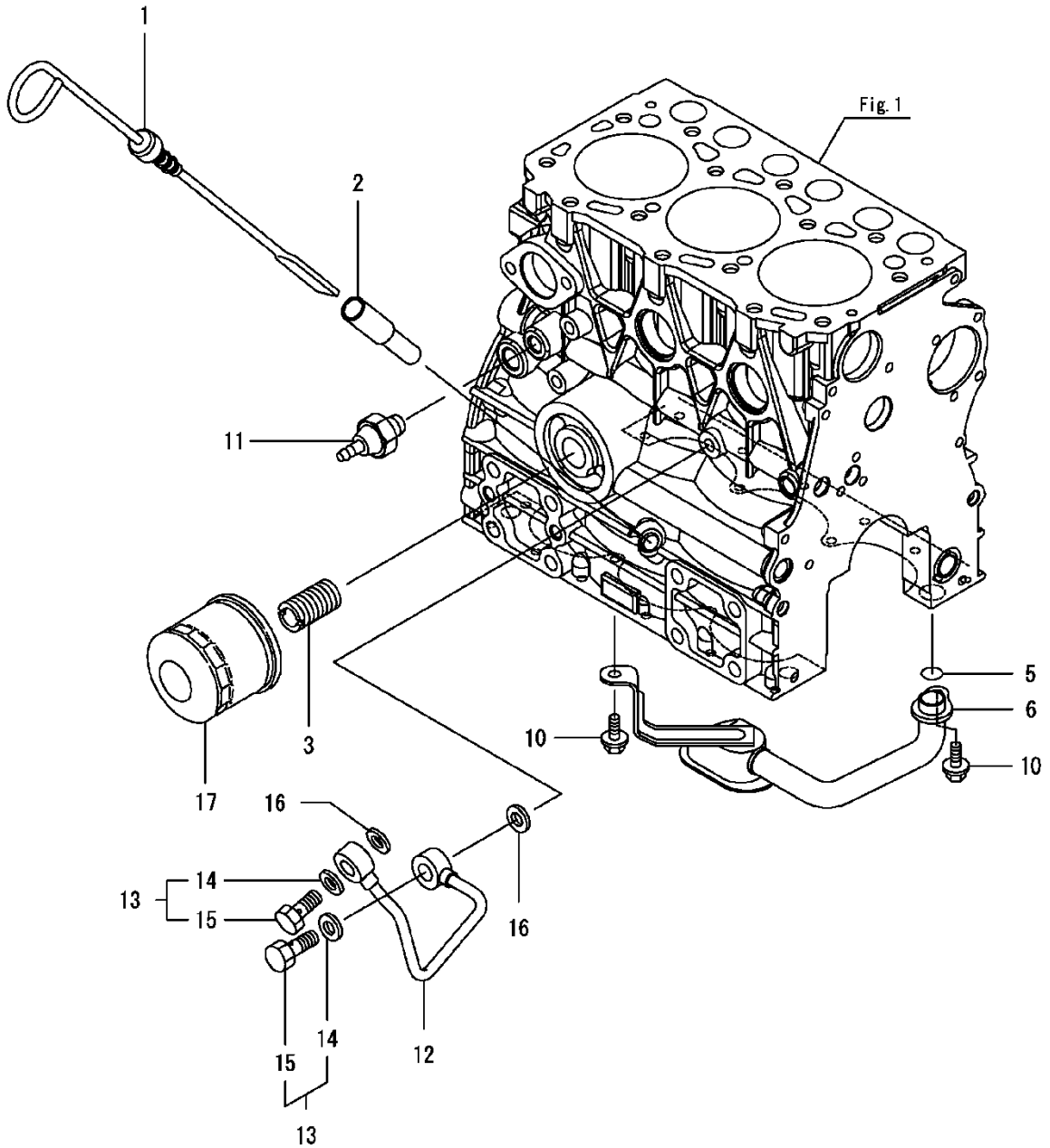
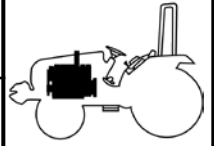
RK19

LUB. OIL SYSTEM

P1

Year

2017



NOTE





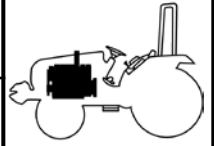
FIG 109

COOLING WATER SYSTEM

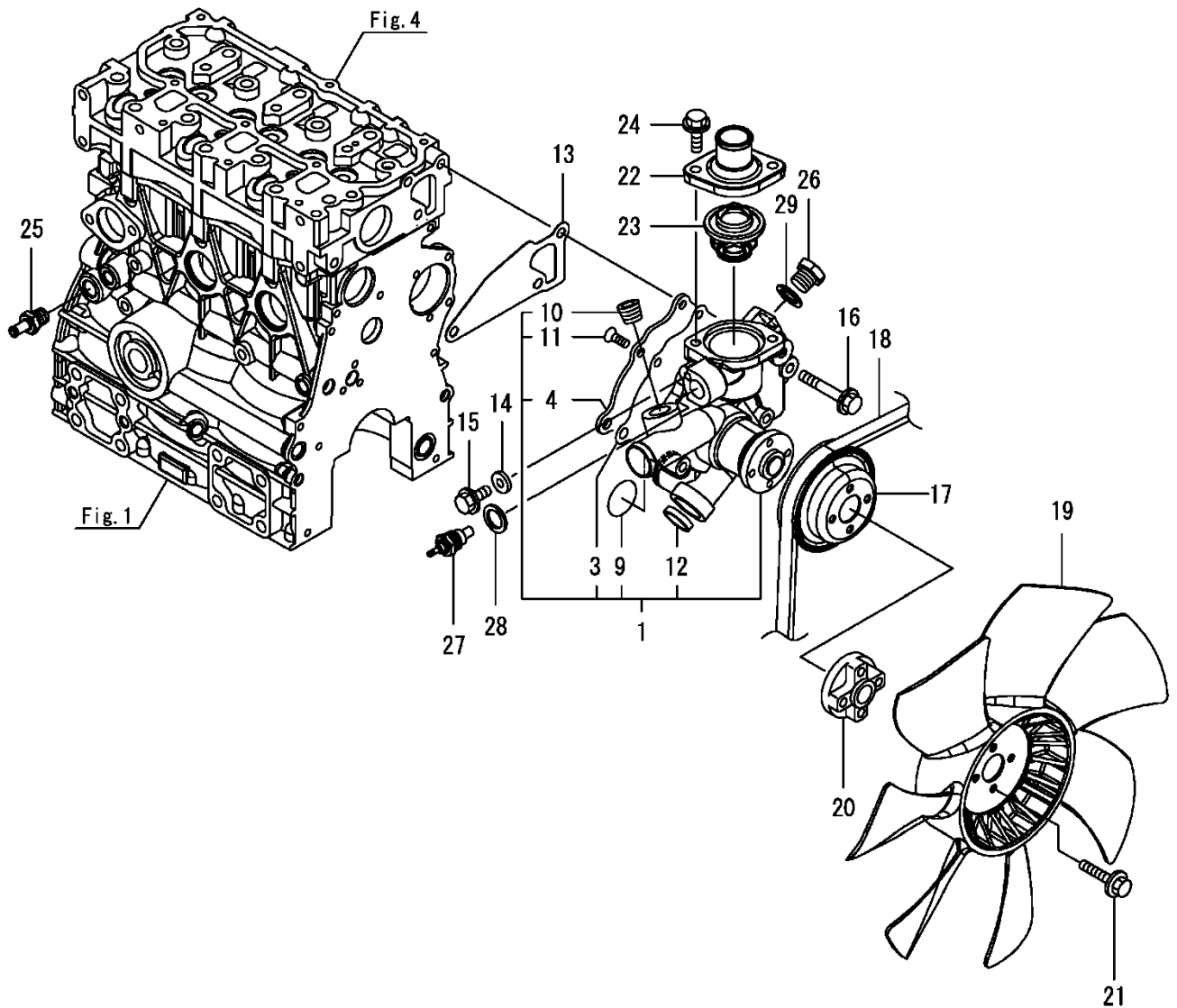
P1

Year

2017



RK19



NOTE



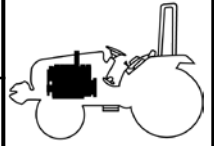
FIG 110

FUEL INJECTION PUMP

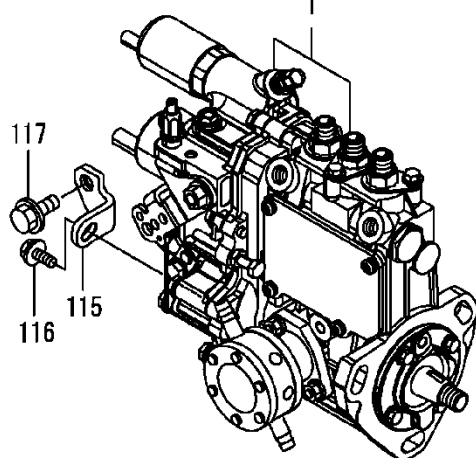
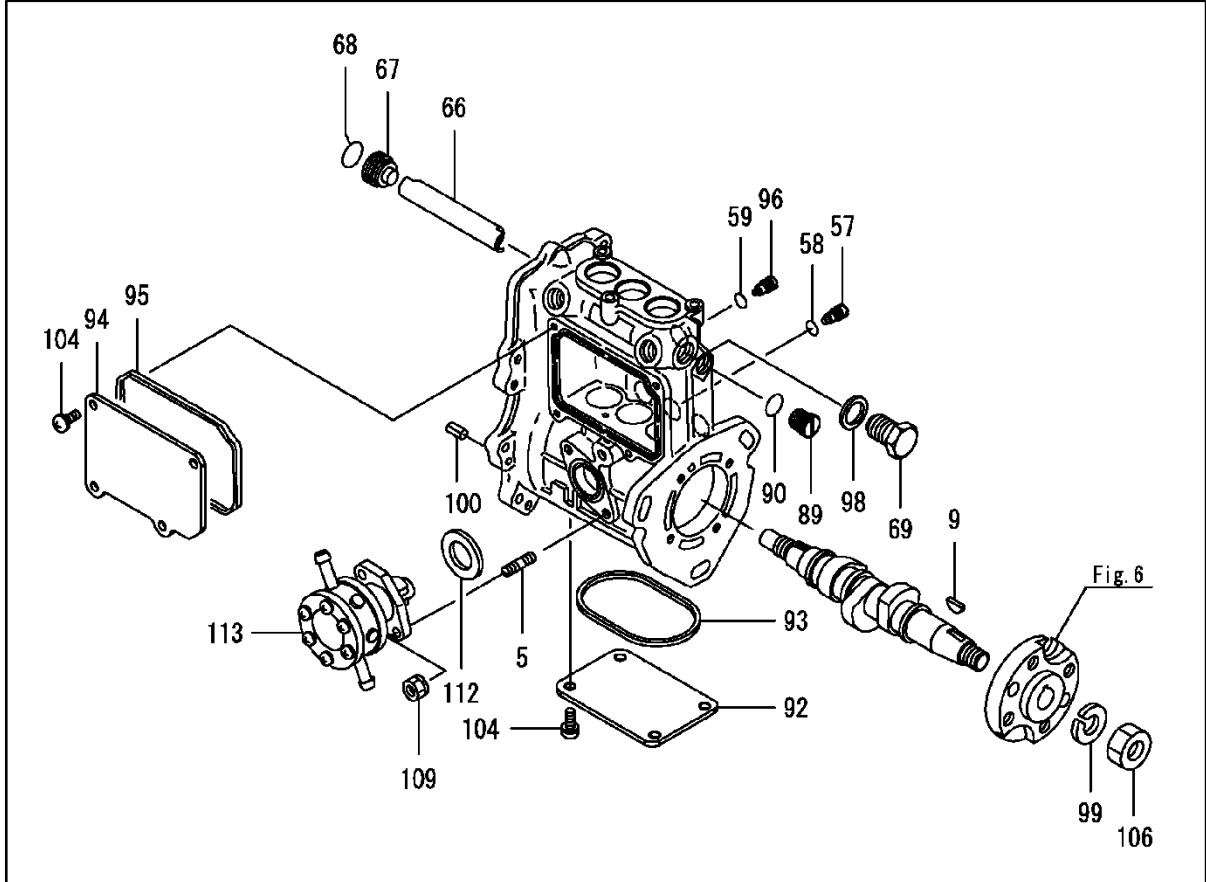
P1

Year

2017



RK19



NOTE




FIG 111

GOVERNOR

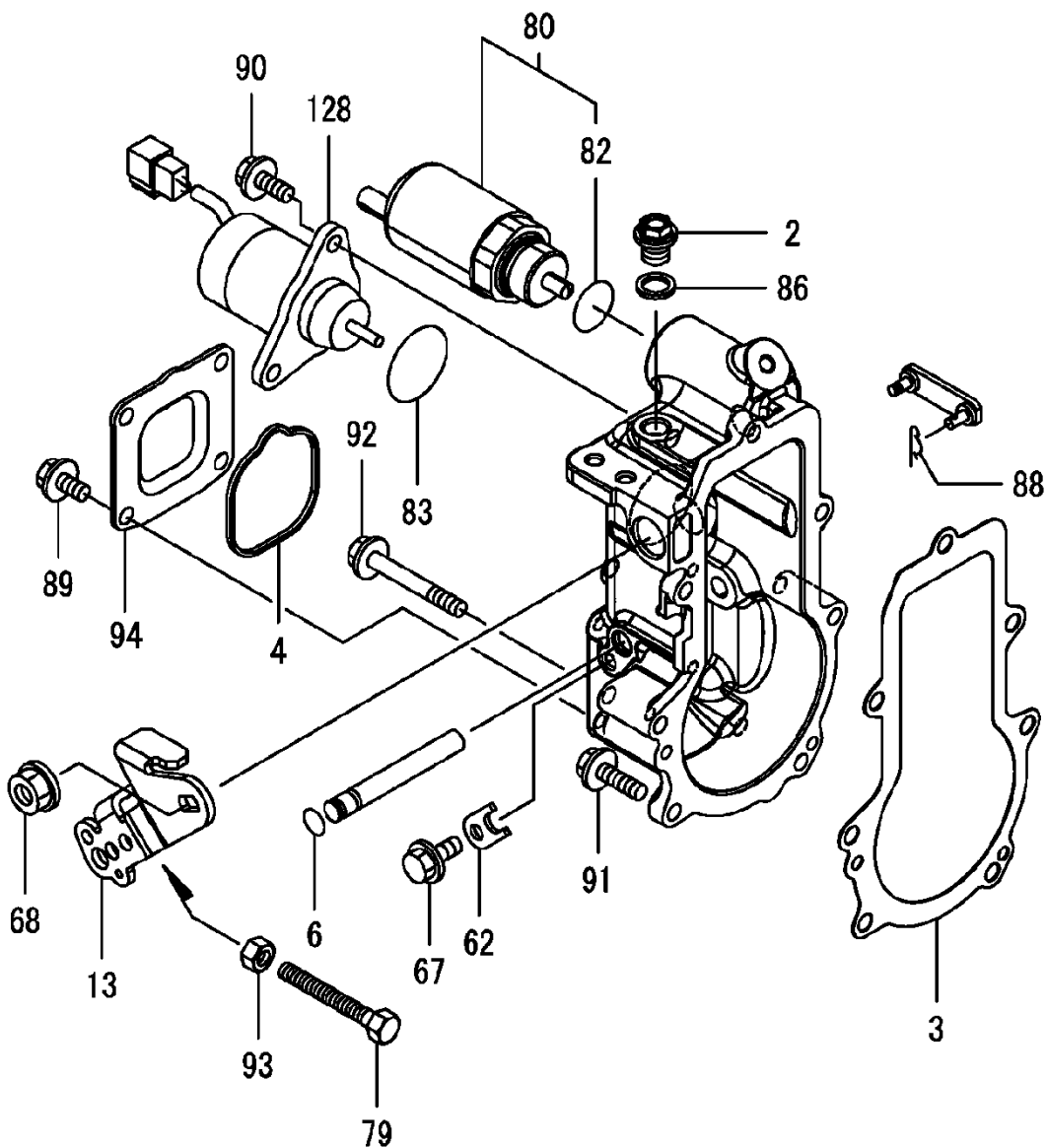
P1

Year

2017



RK19



NOTE



FIG 112

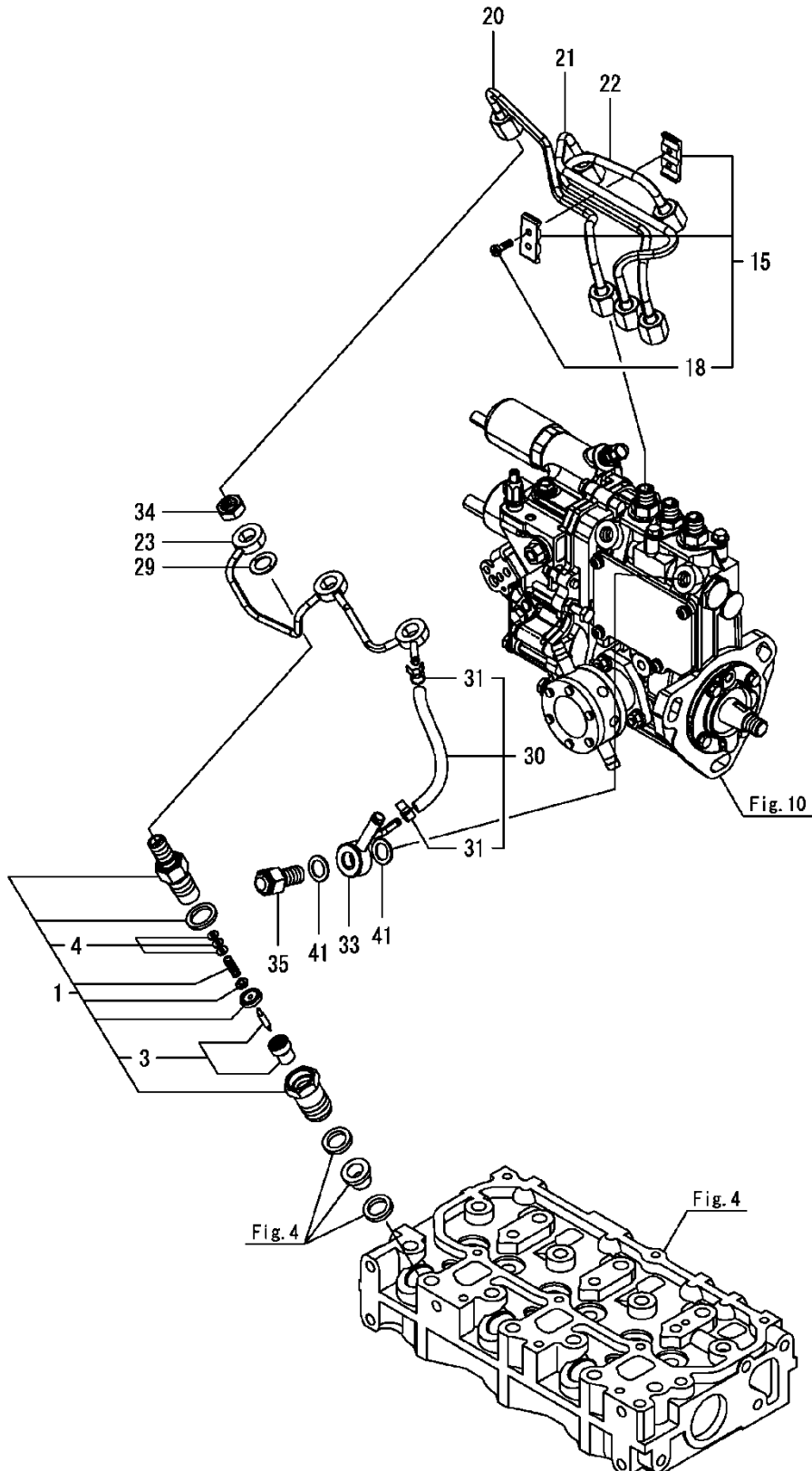
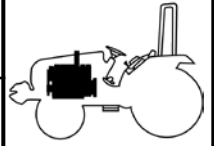
RK19

FUEL INJECTION VALVE

P1

Year

2017



NOTE





FIG 113

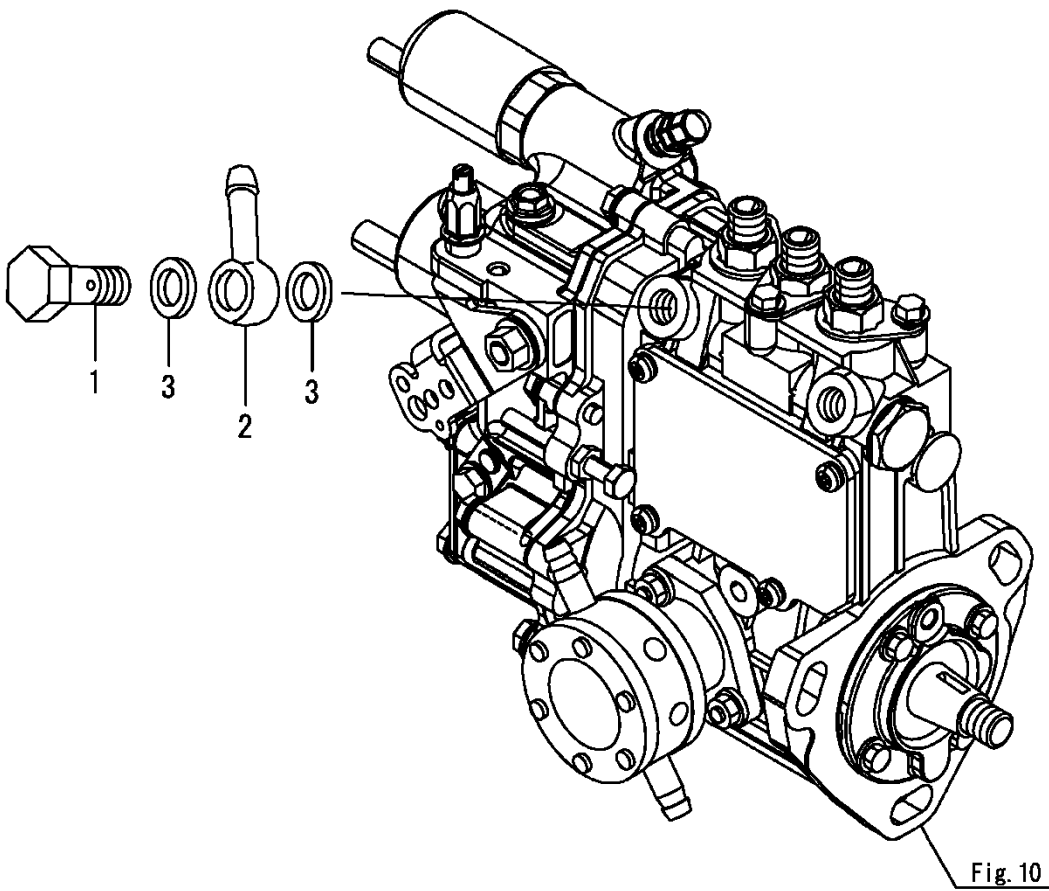
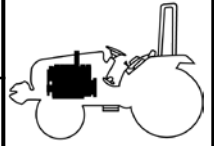
RK19

FUEL PIPE

P1

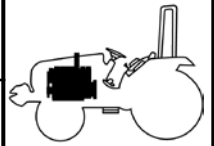
Year

2017

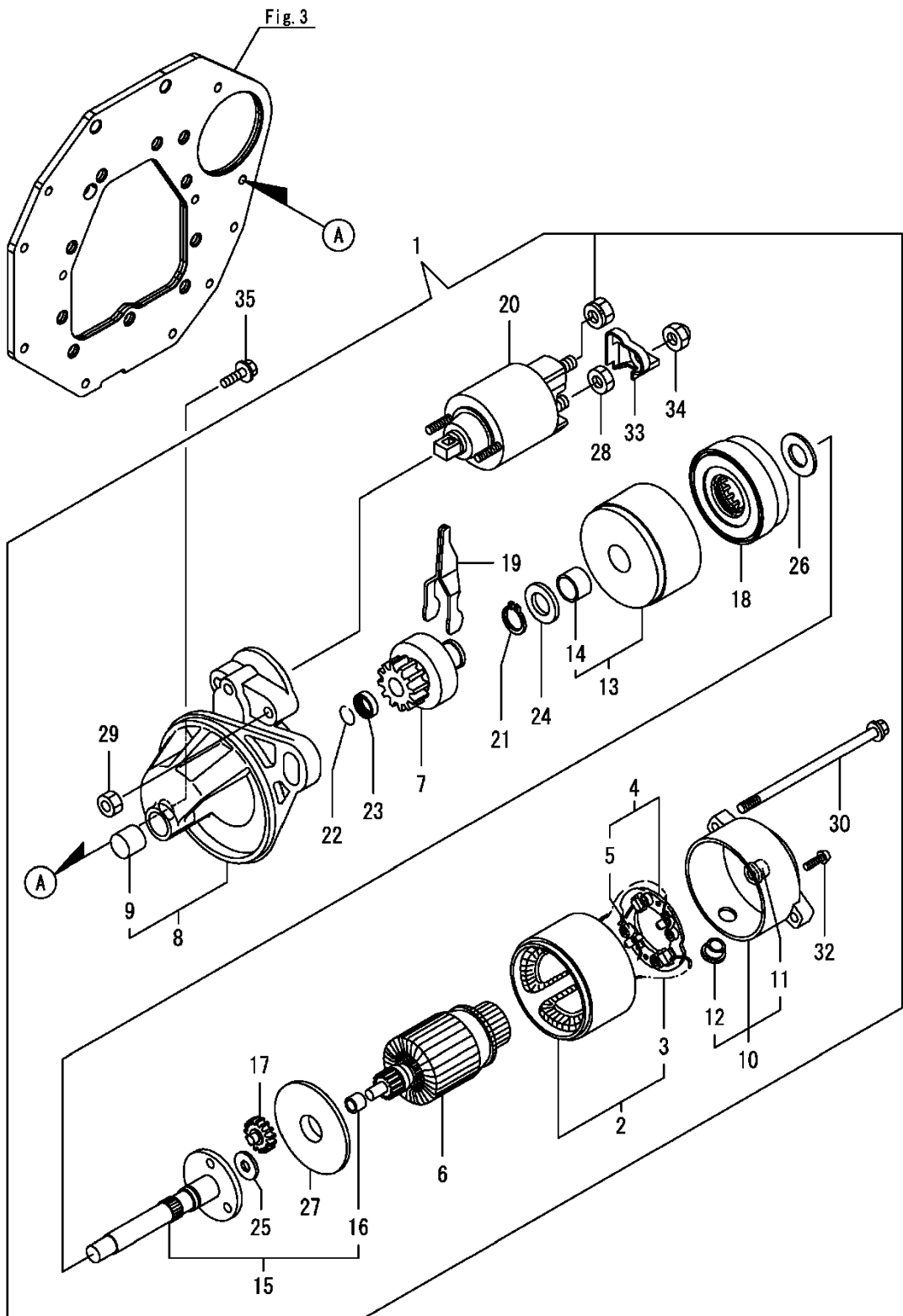


NOTE





RK19



NOTE



FIG 115

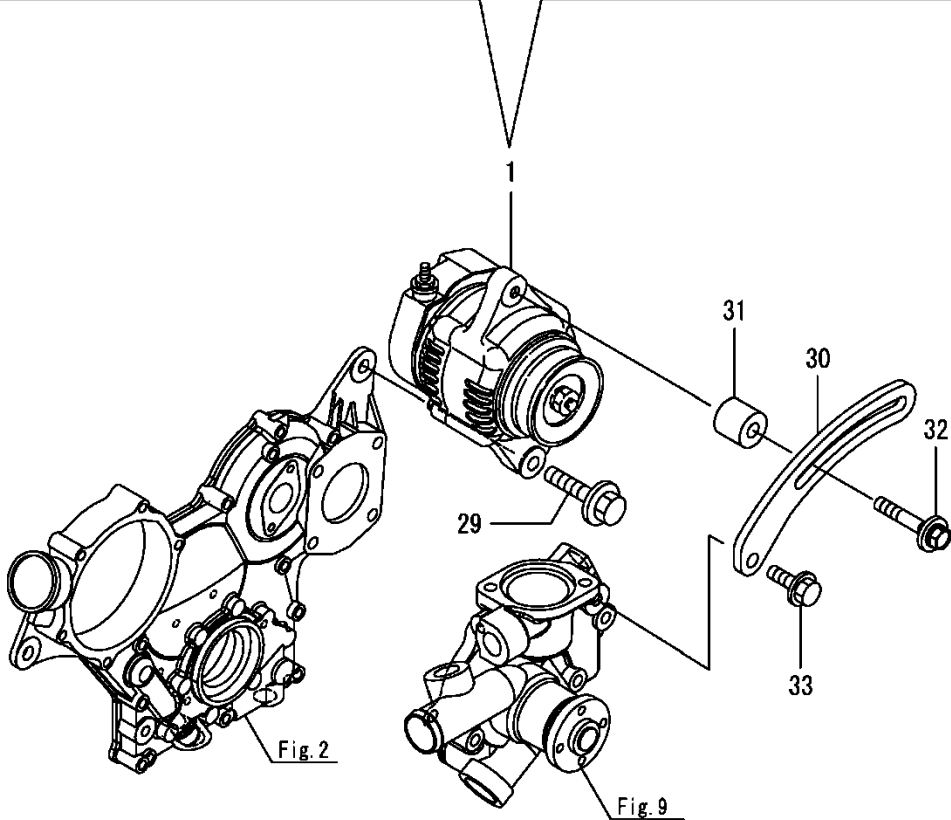
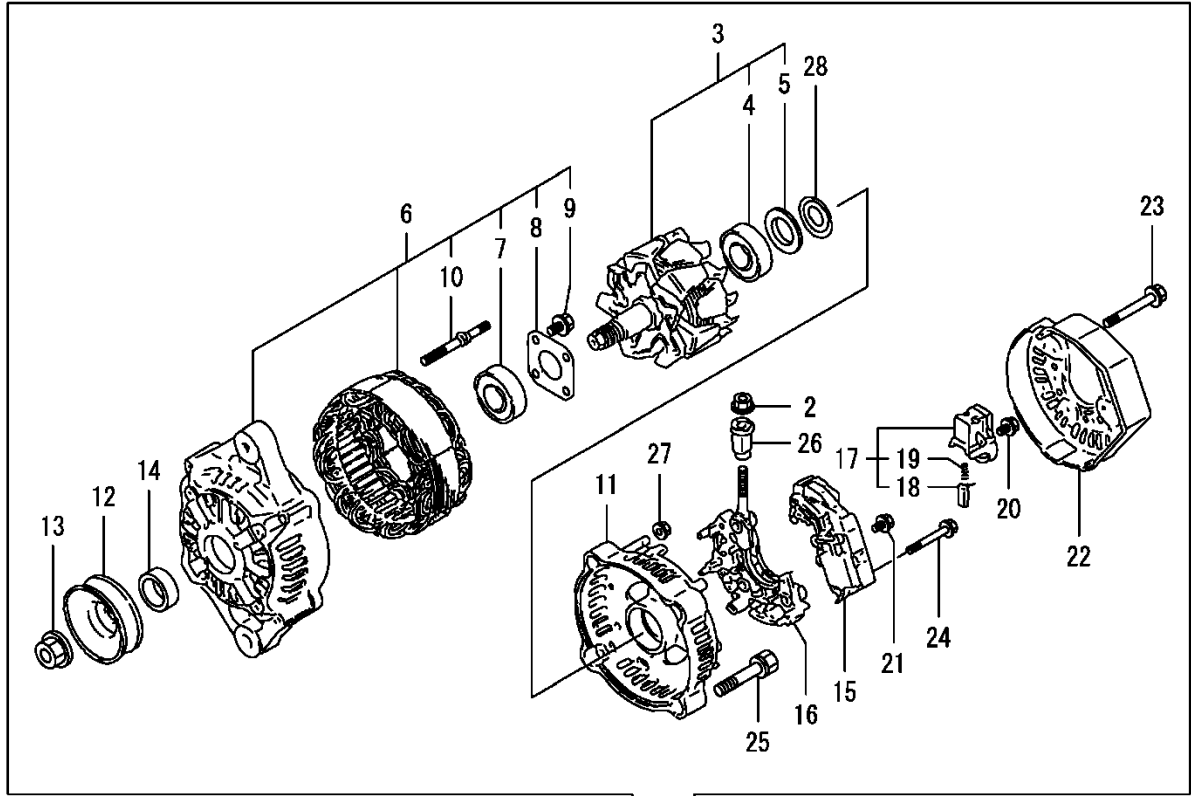
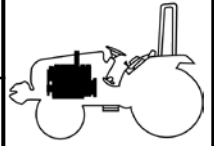
GENERATOR

RK19

P1

Year

2017



NOTE



FIG 116

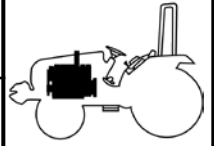
RK19

ACCESSORY


P1

Year

2017



1



2

23



NOTE





FIG 201

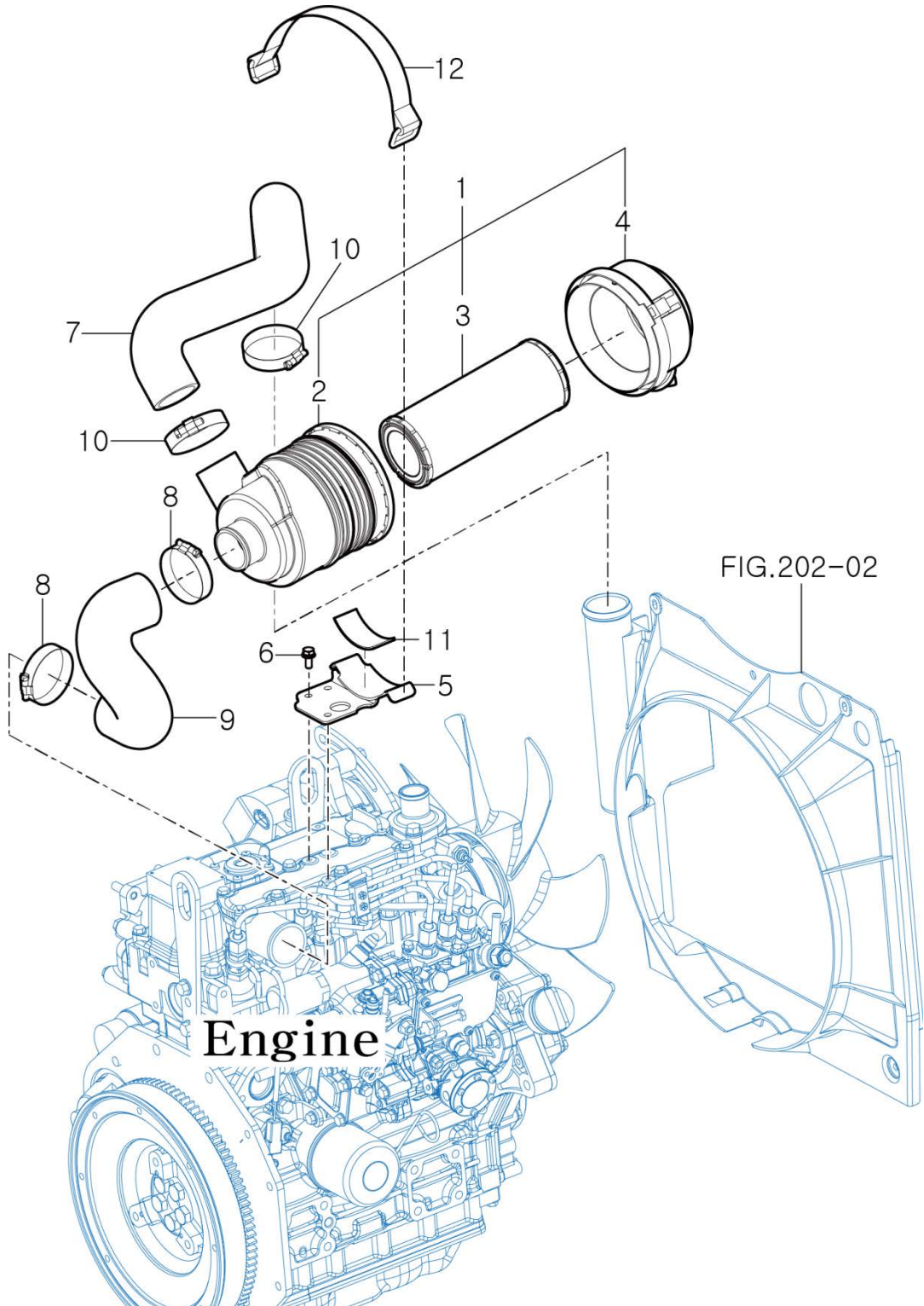

RK19

# AIR CLEANER

P1

YEAR

2017



NOTE



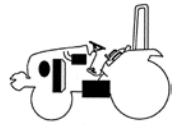
FIG 202

# RADIATOR

P1

YEAR

2017



RK19

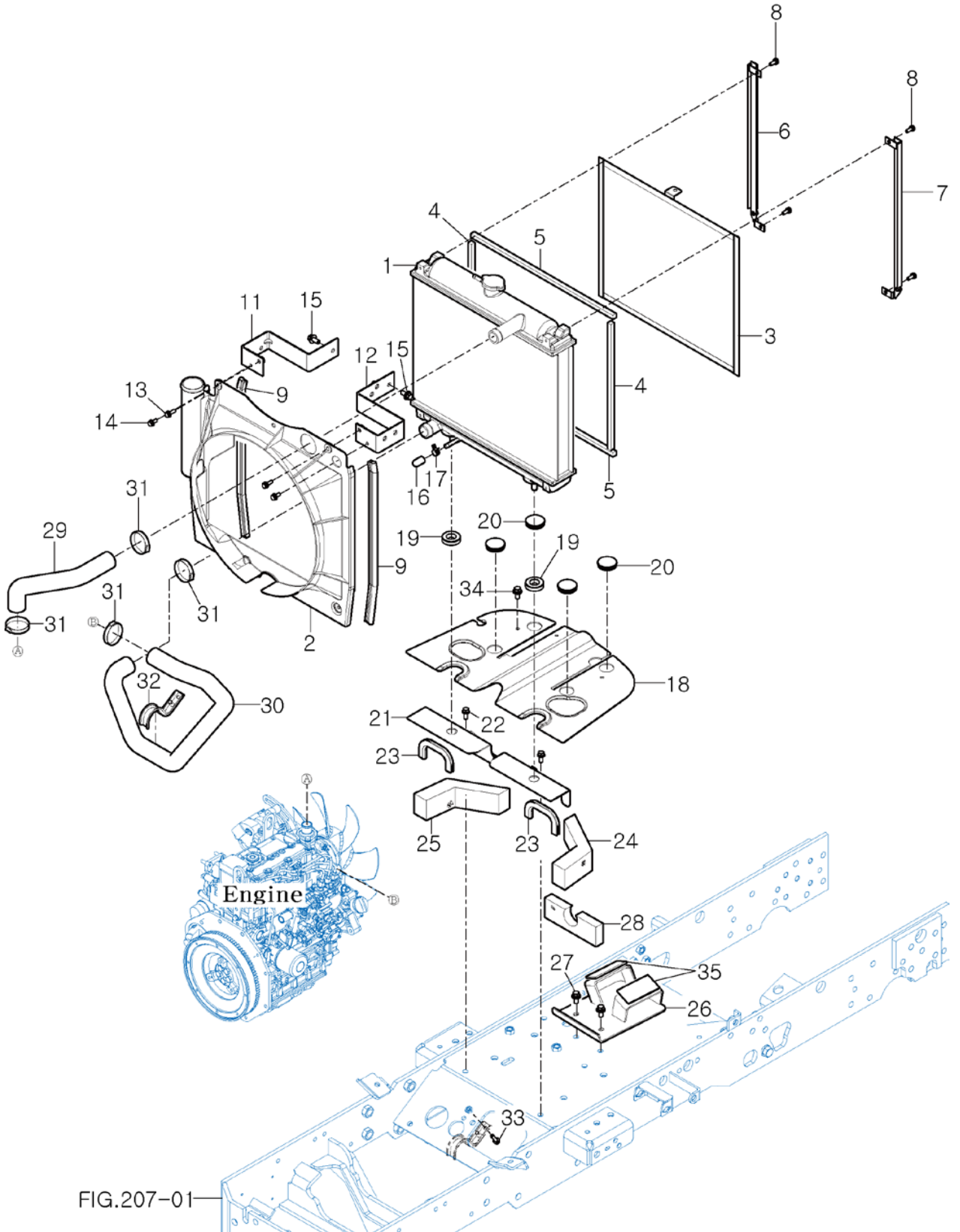


FIG.207-01

NOTE



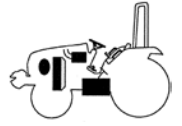
FIG 203

MUFFLER

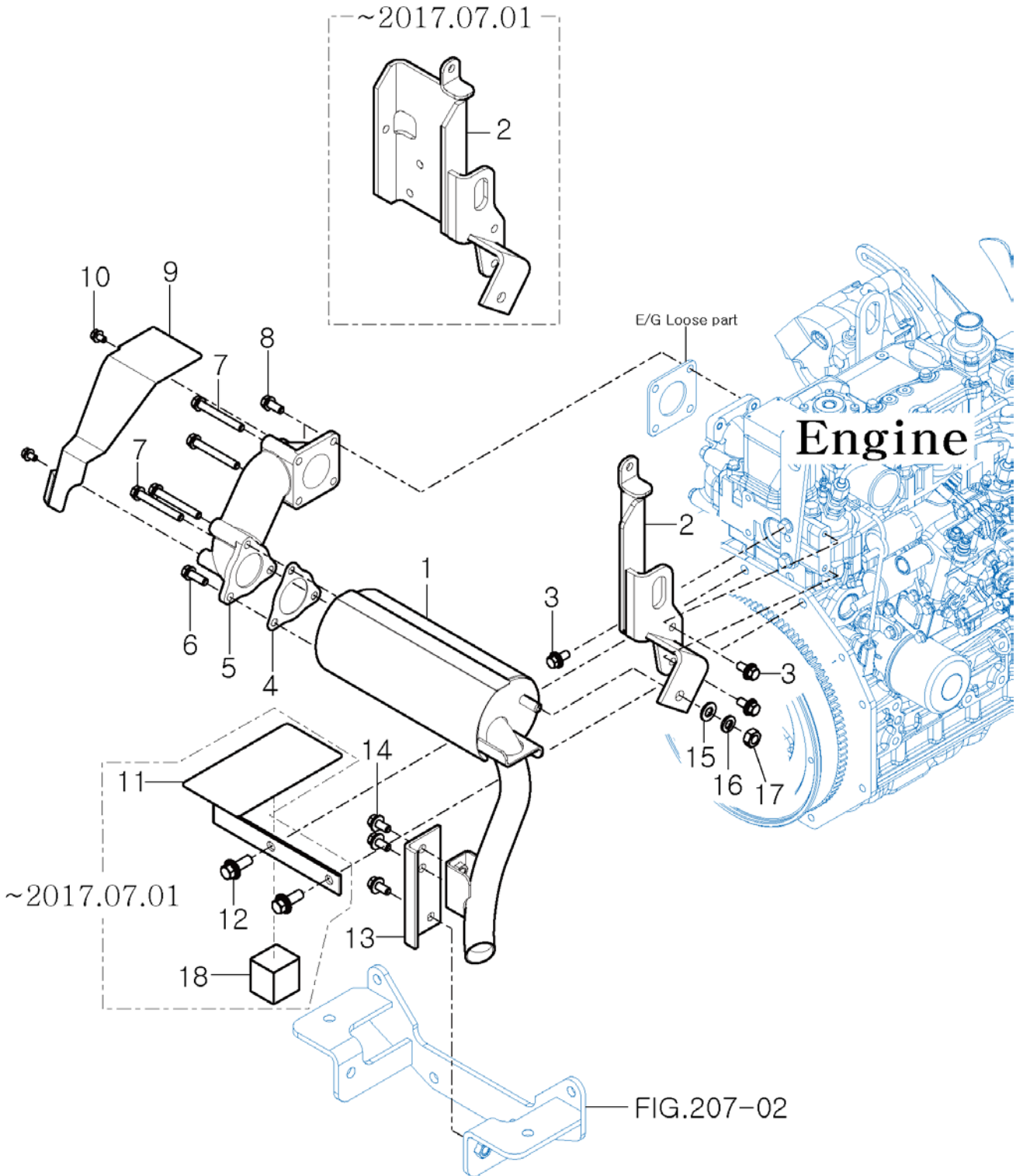
P1

YEAR

2017



RK19



NOTE



FIG 204

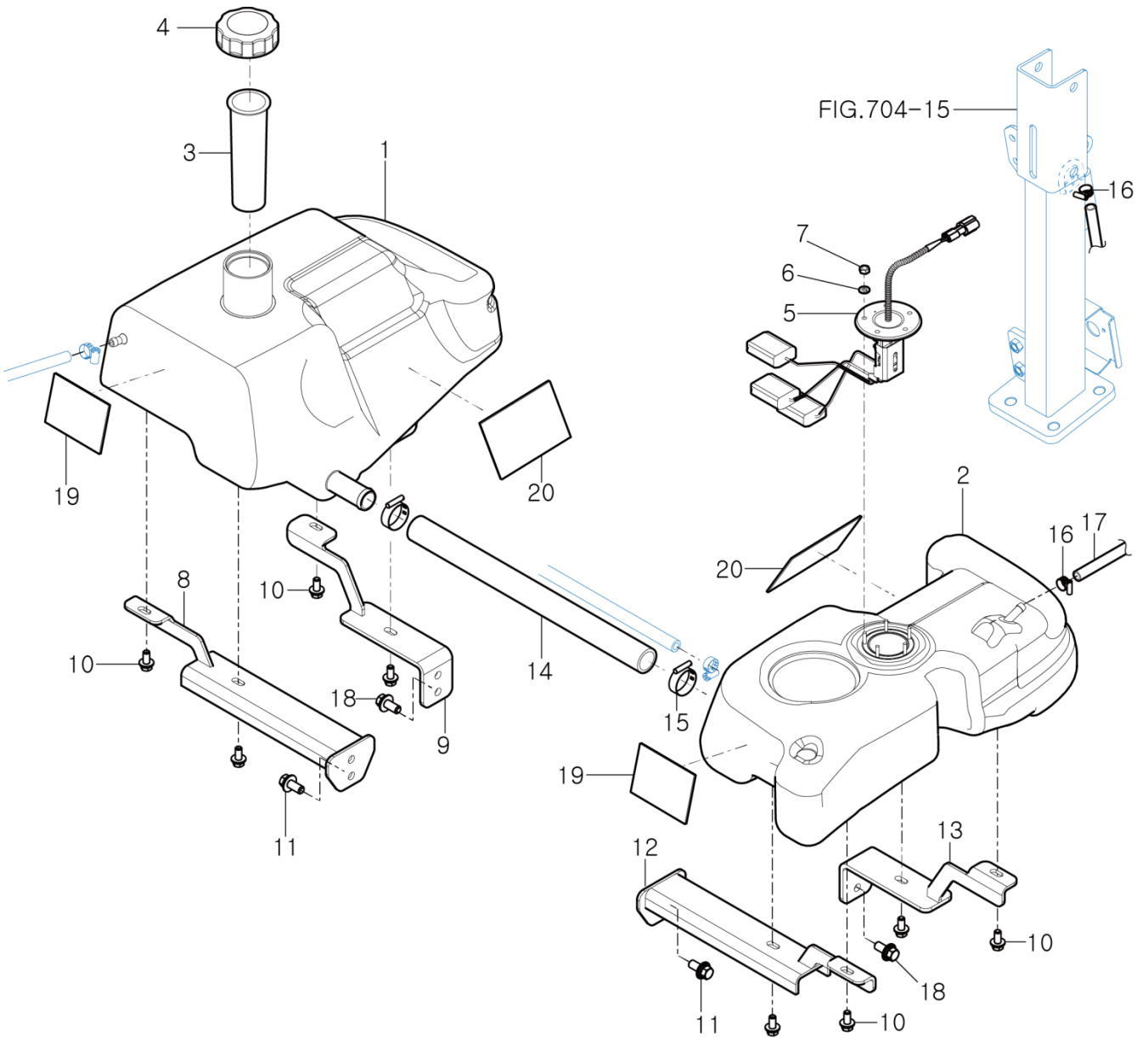
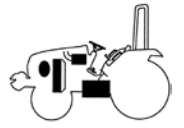
RK19

FUEL TANK & FUEL LINE

P1

YEAR

2017



NOTE





FIG 205

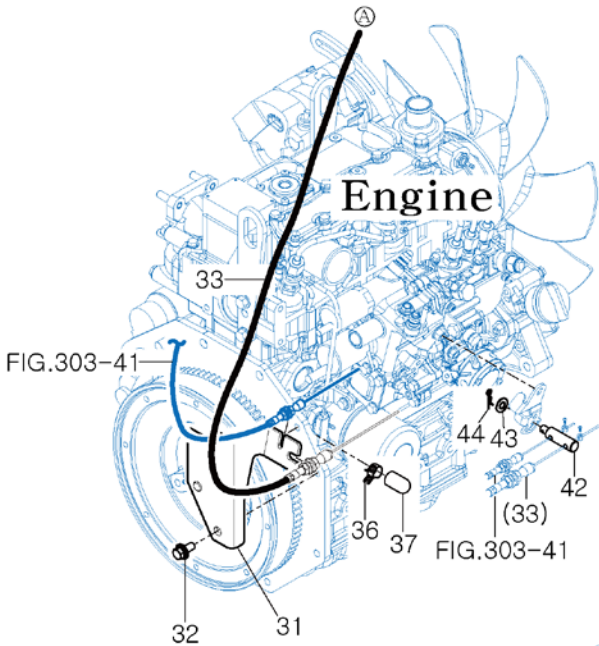
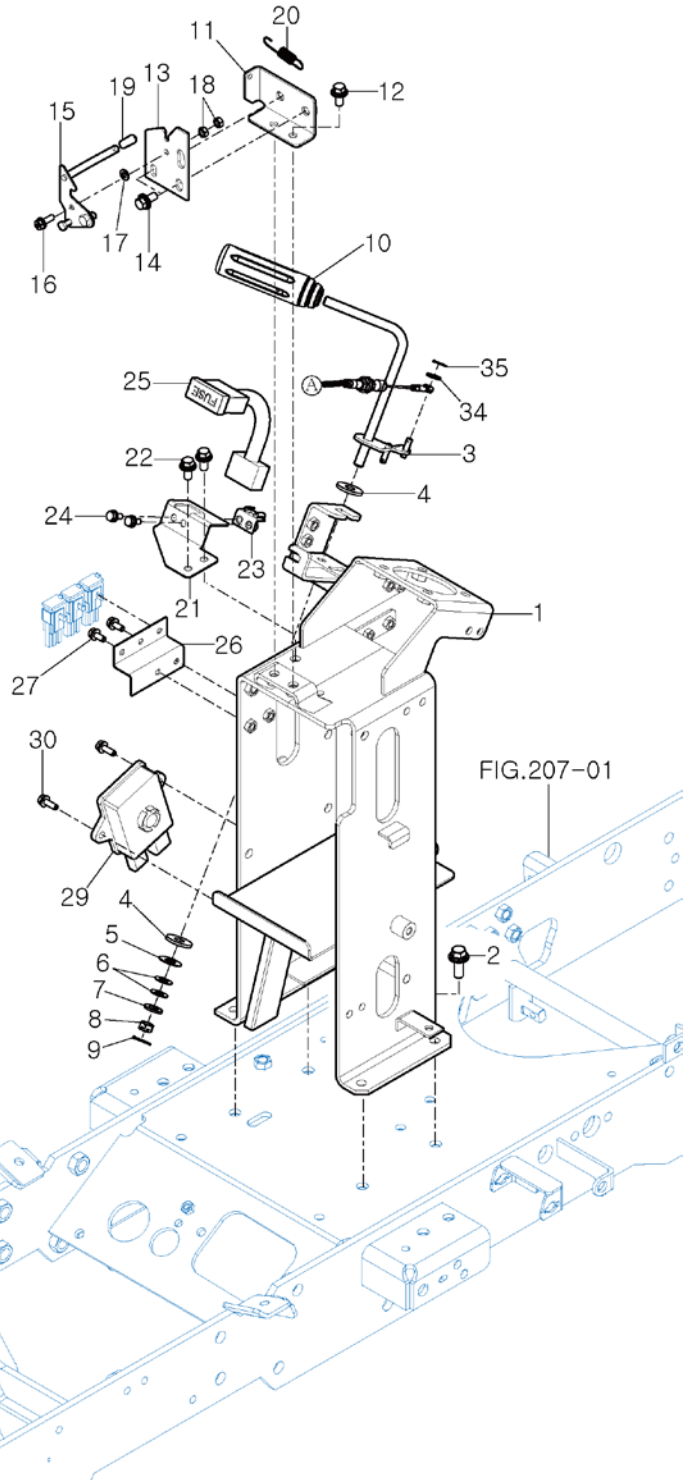
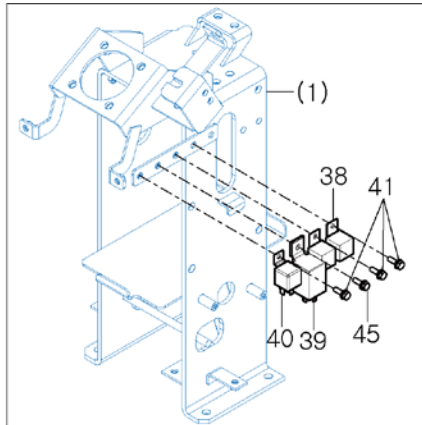

ACCELERATOR

RK19

P2

YEAR

2017



NOTE

FIG 205		ACCELERATOR			P1	YEAR	
RK19						2017	
KEY NO.	PART NO.	DESCRIPTION	SPEC.	QTY.	REPAIR	EFFECTIVE DATE	REMARKS
205 001	11611811000GB	PANEL COMP, DASH		1			
205 002	V2183610025	BOLT , HEX/SP	M10X25	4			
205 003	11611812500GB	ACCELERATOR LEVER COMP		1			
205 004	15965120021	LINING , 11X30X03		2			
205 005	36104400180	WASHER		1			
205 006	14527060010	WASHER , JERBSI SPRING/10		2			
205 007	V4111600100	WASHER , PLAIN		1			
205 008	V3232600100	NUT , HEX SLOT & CASTLE	M10	1			
205 009	V5001920015	PIN , SPLIT		1			
205 010	17681170050	GRIP , REVERSE		1			
205 011	14136011300GB	HOOD COMP , LOCK G		1			
205 012	V2183608020	BOLT , HEX/SP	M8X20	2			
205 013	11616024210	STAY HOOD B		1			
205 014	V2183608020	BOLT , HEX/SP	M8X20	2			
205 015	11616024100	STAY COMP , HOOD A		1			
205 016	V2003606020	BOLT , HEX	M6X20	1			
205 017	V4111600060	WASHER , PLAIN	M6	1			
205 018	V3013600060	NUT .HEX NORMAL /2		2			
205 019	14445070030	GRIP , LEVER		1			
205 020	14143120020	SPRING , TENSION 53		1			
205 021	11611812300GB	FUSE BOX BKT		1			
205 022	V2183608020	BOLT , HEX/SP	M8X20	2			
205 023	18507024200	BRACKET COMP , FUSE BOX		1			
205 024	V2123606016	BOLT , HEX /SP	M6X16	2			
205 025	11616802500	FUSE BOX ASSY		1			
205 026	11611812400GB	FUSE PLATE		1			
205 027	V2123606016	BOLT , HEX /SP	M6X16	2			
205 029	119C10-77600	DRIVER , SOLENOID		1			
205 030	V2123606020	BOLT , HEX /SP	M6X20	2			
205 031	11611611100GB	ACCEL WIRE HOLDER		1		-2017.08.31	
205 031	10501611100GB	ACCEL WIRE HOLDER		1		2017.09.01-	
205 032	V2183610020	BOLT , HEX/SP	M10X20	1			
205 033	11611812600	ACCEL. CABLE ASSY		1		-2017.08.31	
205 033	10501812600	ACCEL. CABLE ASSY		1		2017.09.01-	
205 034	V4111600060	WASHER , PLAIN	M6	1			
205 035	V5001920020	PIN , SPLIT		1			
205 036	36423600080	CLIP , HOSE D=12.5		1			
205 037	12651040300	CAP , RADIATOR		1			
205 038	14946212901	RELAY 5P		2		-2018.07.31	
205 038	11616212900	RELAY 5P		2		2018.08.01-	
205 039	15606642401	FLASHER UNIT		1		-2018.11.30	
205 039	11466642400	FLASHER ASSY		1		2018.12.01-	
205 040	17686641110	RELAY , PREHEAT		1			
205 041	V2123606016	BOLT , HEX /SP	M6X16	4		-2018.11.30	
205 041	V2123606016	BOLT , HEX /SP	M6X16	3		2018.12.01-	
205 042	15601160083	PIN , 06X16		1		-2017.08.31	
205 042	11111162411	PIN , ACELERATOR		1		2017.09.01-	
205 043	V4111600060	WASHER , PLAIN	M6	1			
205 044	V5001920015	PIN , SPLIT		1		-2017.08.31	
205 044	V5601600008	PIN , SNAP	8	1		2017.09.01-	
205 045	V2193606020	BOLT , HEX/SPL	M6X20	1		2018.12.01-	
NOTE							

# FIG 206

RK19

# FUEL FILTER

P1

YEAR

2017

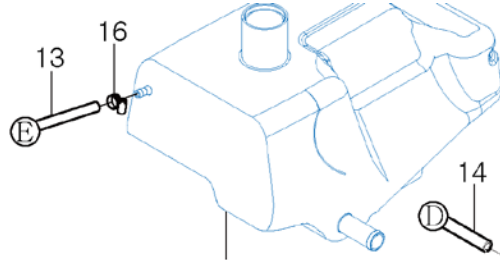



FIG.204-01

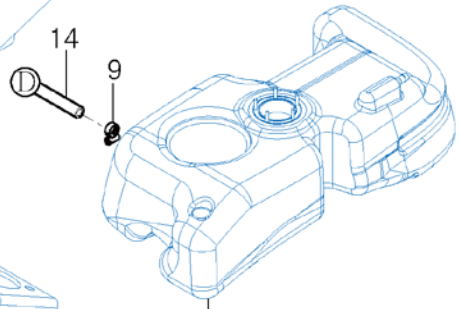
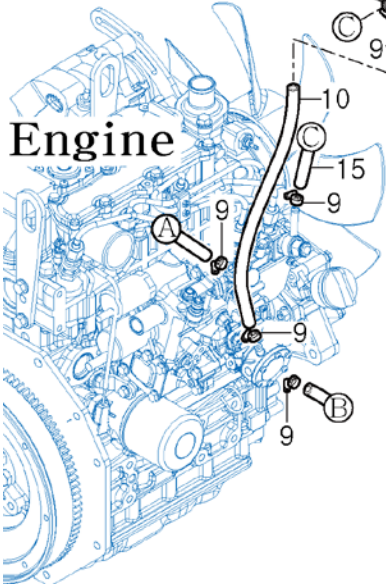
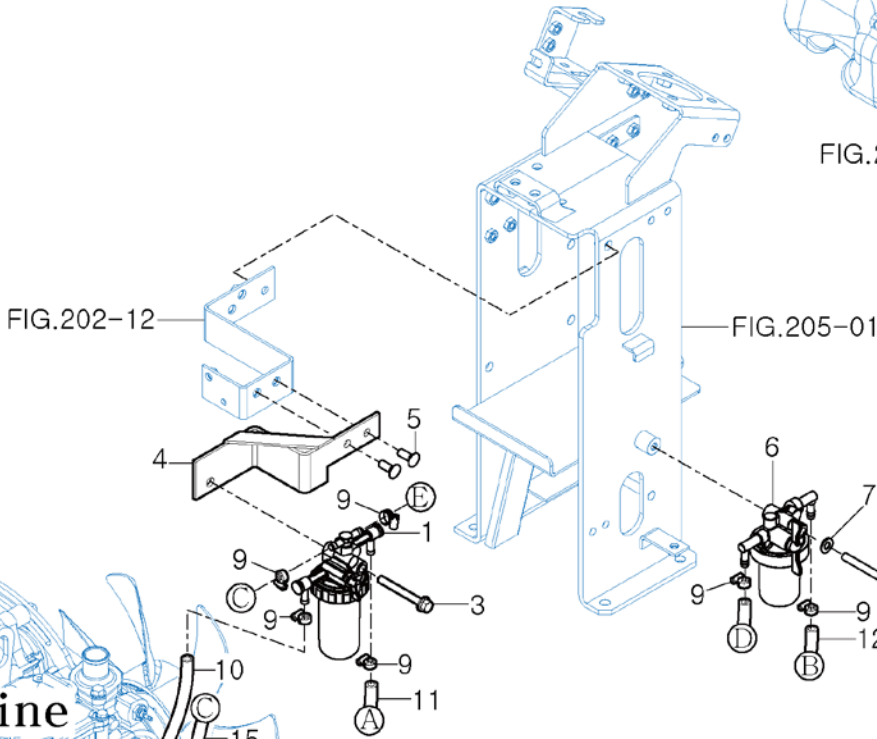
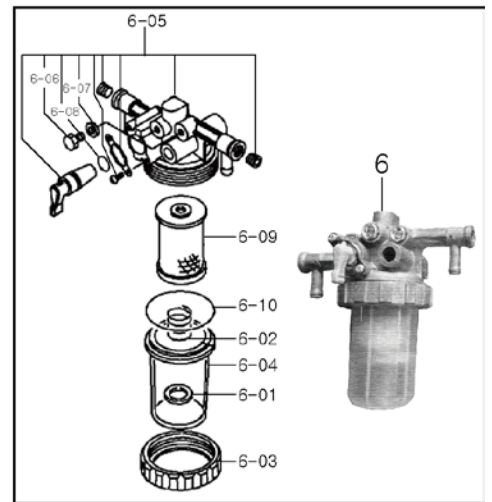
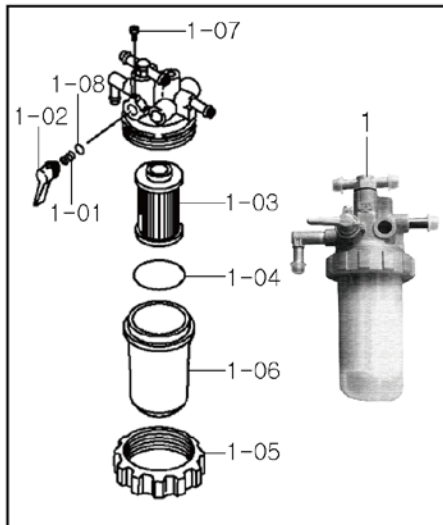


FIG.204-02



Engine



NOTE



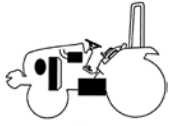
FIG 207

ENGINE MOUNTING

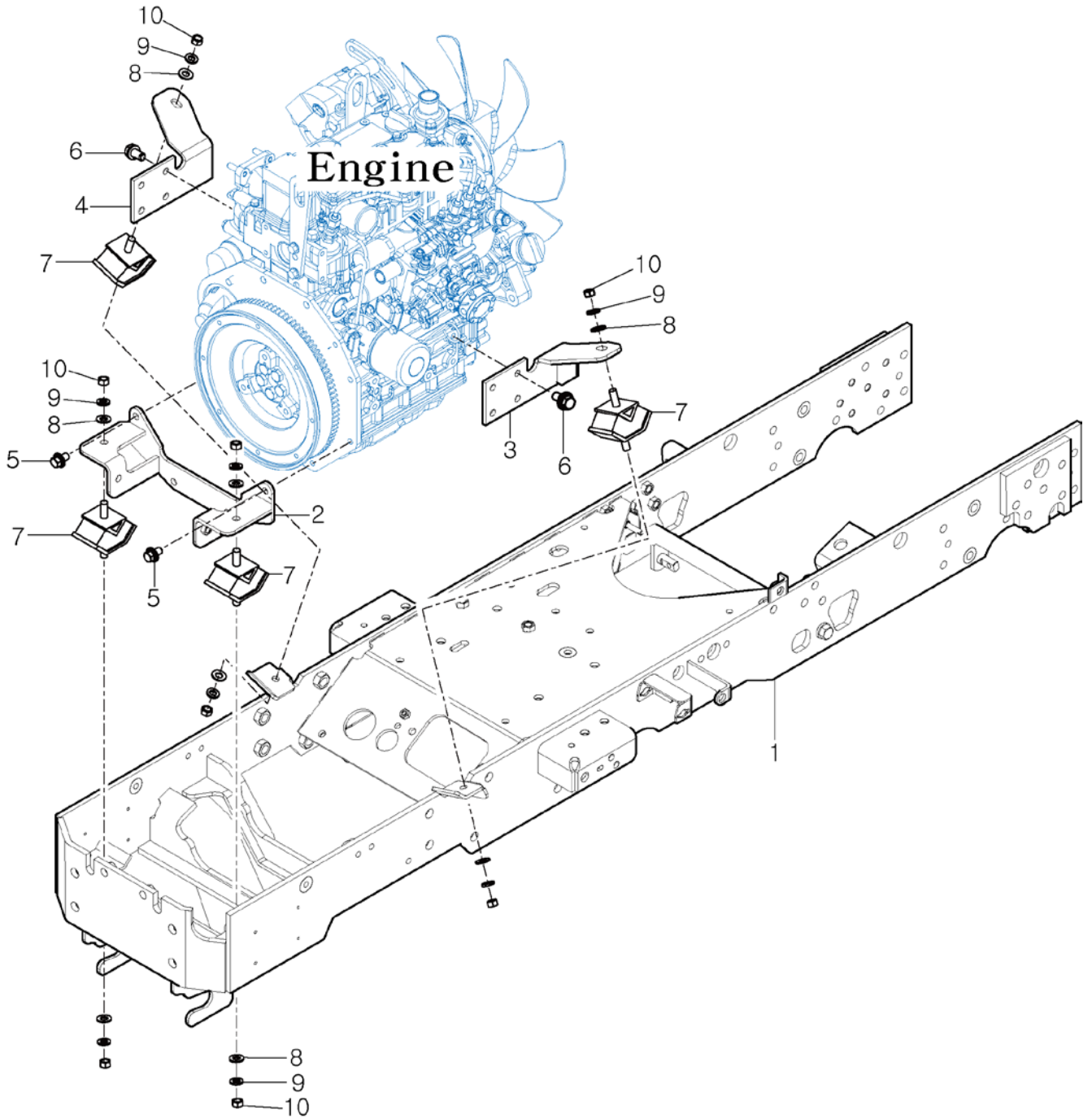
P1

YEAR

2017



RK19



NOTE



FIG 302

BRAKE PEDAL & LINKAGE

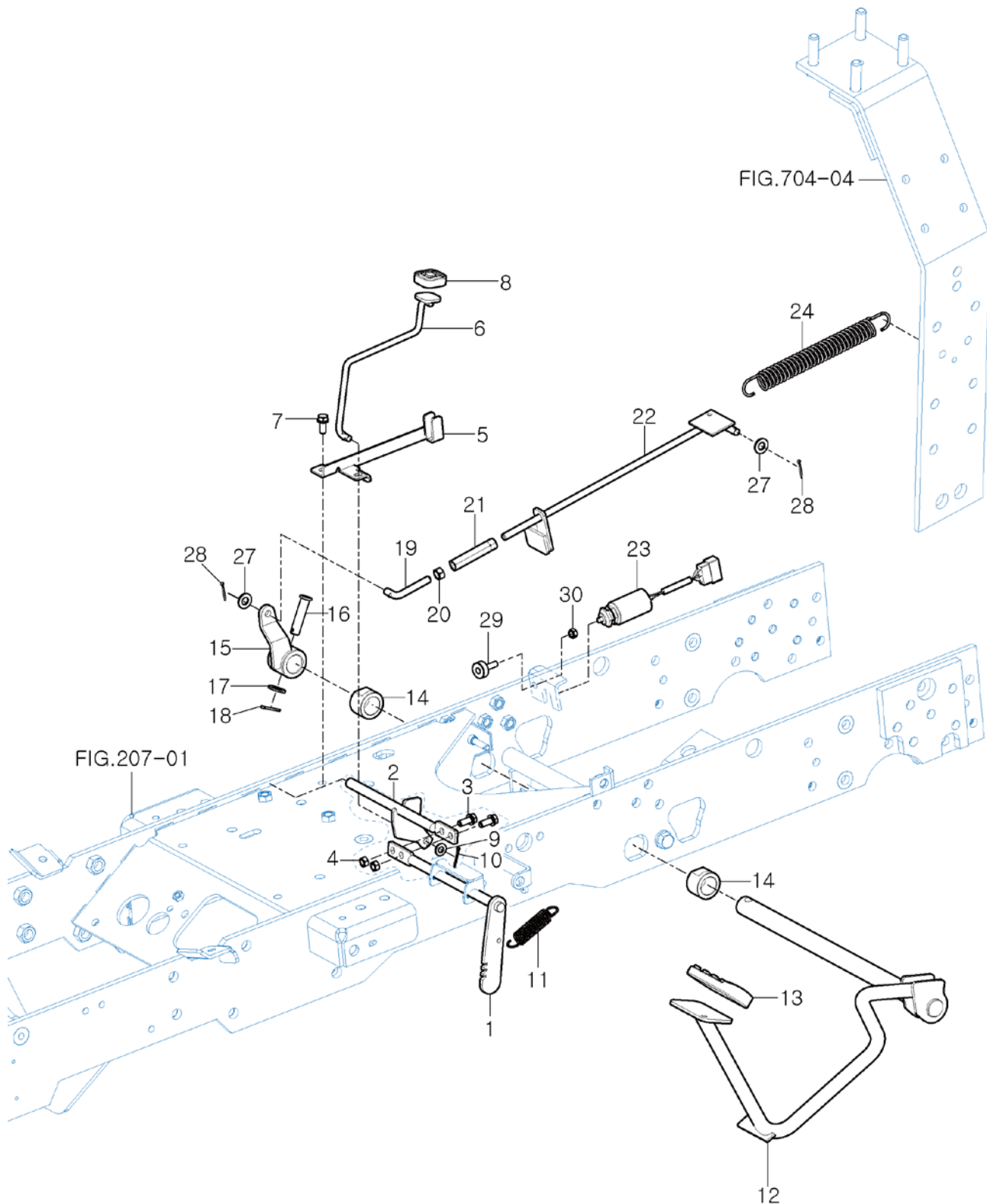
P1

YEAR

2017



RK19



NOTE






FIG 303

SPEED CONTROL

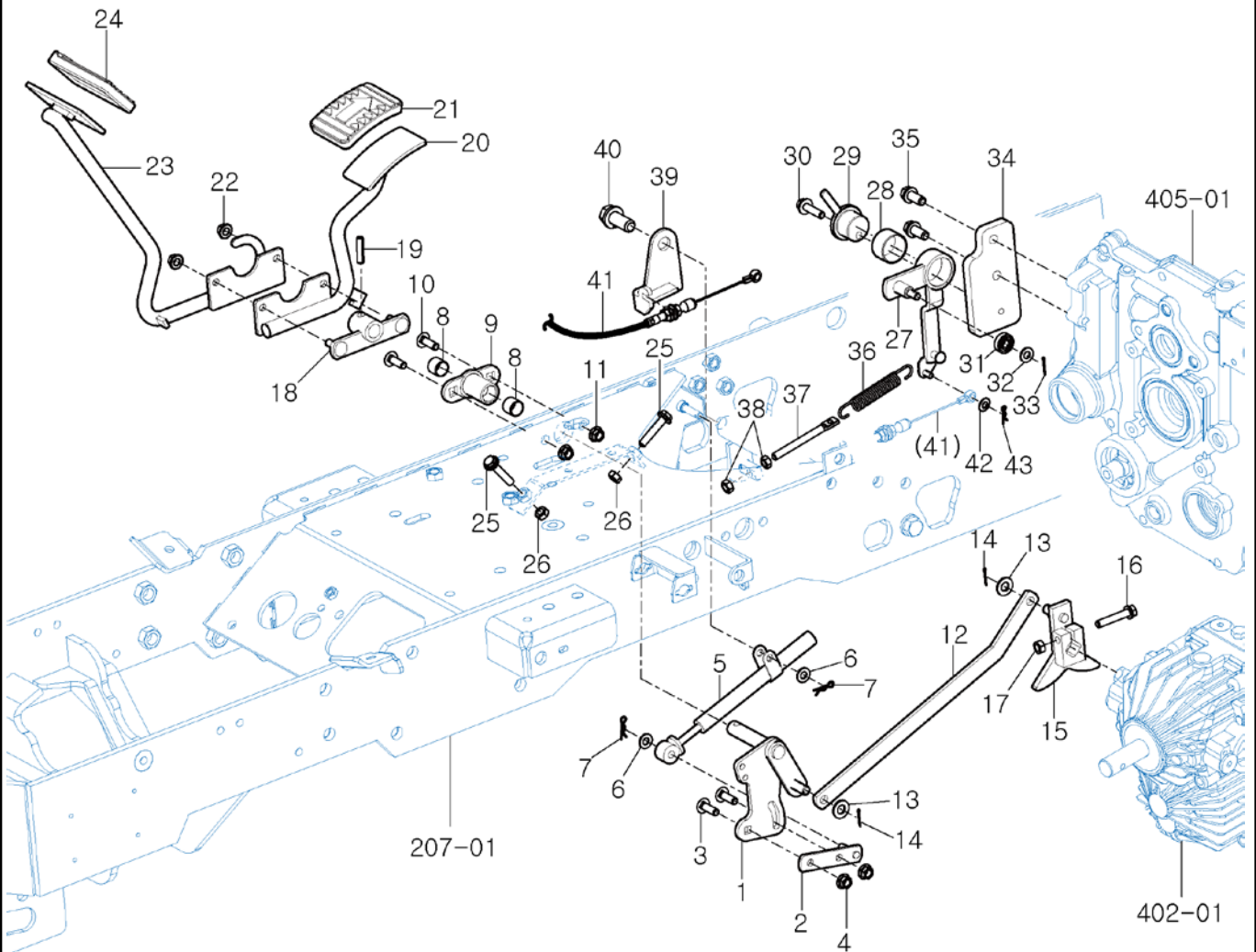
P1

YEAR

2017



RK19



NOTE

FIG 303		SPEED CONTROL				P1	YEAR	
RK19							2017	
KEY NO.	PART NO.	DESCRIPSTION	SPEC.	QTY.	REPAIR	EFFECTIVE DATE	REMARKS	
303 001	11612326100	PEDAL LINK COMP , HST		1				
303 002	11612326200GB	DAMPER PIN COMP		1				
303 003	11616402400	CUP HEAD SQUARE NECK BOLT		2				
303 004	V3802600080	NUT , HEX FLANGE		2				
303 005	14722312401	DAMPER , OIL		1				
303 006	V4111600080	WASHER , PLAIN		2				
303 007	V5601600008	PIN , SNAP		2				
303 008	15603142910	BUSH , 16X18X15		2				
303 009	11612320110	BOSS		1				
303 010	11612320050	BOLT , ROUND		2				
303 011	V3802600100	NUT , HEX FLANGE		2				
303 012	11612320040GB	CONTROL PLATE		1				
303 013	V4111600100	WASHER , PLAIN	M10	2				
303 014	V5001920015	PIN , SPLIT		2				
303 015	11612323000	COMP , HOLDER		1				
303 016	V2173608045	BOLT , HEX/S	M8X45	1				
303 017	V3042600080	NUT , HEX/2	M8	1				
303 018	11612327000	COMP , PEDAL BOSS		1				
303 019	V5801408036	PIN , SPRING		1				
303 020	11612322100GB	COMP , PEDAL(REVERSE)		1		-2017.12.31		
303 020	11632322100GB	COMP , PEDAL(REVERSE)		1		2018.01.01-		
303 021	11612322010	PAD		1				
303 022	V3802600080	NUT , HEX FLANGE		2				
303 023	11612322200GB	COMP , PEDAL(FORWARD)		1		-2017.12.31		
303 023	11612322201GB	COMP , PEDAL(FORWARD)		1		2018.01.01-		
303 024	14722312730	PAD		1				
303 025	V2013608030	BOLT , HEX	M8X30	2				
303 026	V3042600080	NUT , HEX/2	M8	2				
303 027	11612324200	ARM COMP , CAM		1		-2017.08.31		
303 027	10502324200	ARM COMP , CAM		1		2017.09.01-		
303 028	11612324010	BUSH		1				
303 029	11612324400	COMP , NEUTRAL LEVER		1				
303 030	V2143610035	BOLT .HEX FINE MACHINE/S		1				
303 031	14722310060	BEARING , BALL		1				
303 032	V4111600080	WASHER , PLAIN	M8	1				
303 033	V5001920015	PIN , SPLIT		1				
303 034	11612324311GB	BRACKET		1				
303 035	V2174610035	BOLT , HEX/S	M10X35	2				
303 036	14722310033	SPRING , RETURN		1				
303 037	34522150080	ROD , CHAIN(TENSION)(82)		1				
303 038	V3042600080	NUT , HEX/2	M8	2				
303 039	10506253300GB	BRACKET COMP , FIX		1		2017.09.01-		
303 040	V2013614035	BOLT , HEX	M14X35	1		2017.09.01-		
303 041	10501812700	CABLE ASSY , AUTO THROTTLE		1		2017.09.01-		
303 042	V4111600060	WASHER , PLAIN	M6	1		2017.09.01-		
303 043	V5601600006	PIN , SNAP	6	1		2017.09.01-		
<b>NOTE</b>								

FIG 304

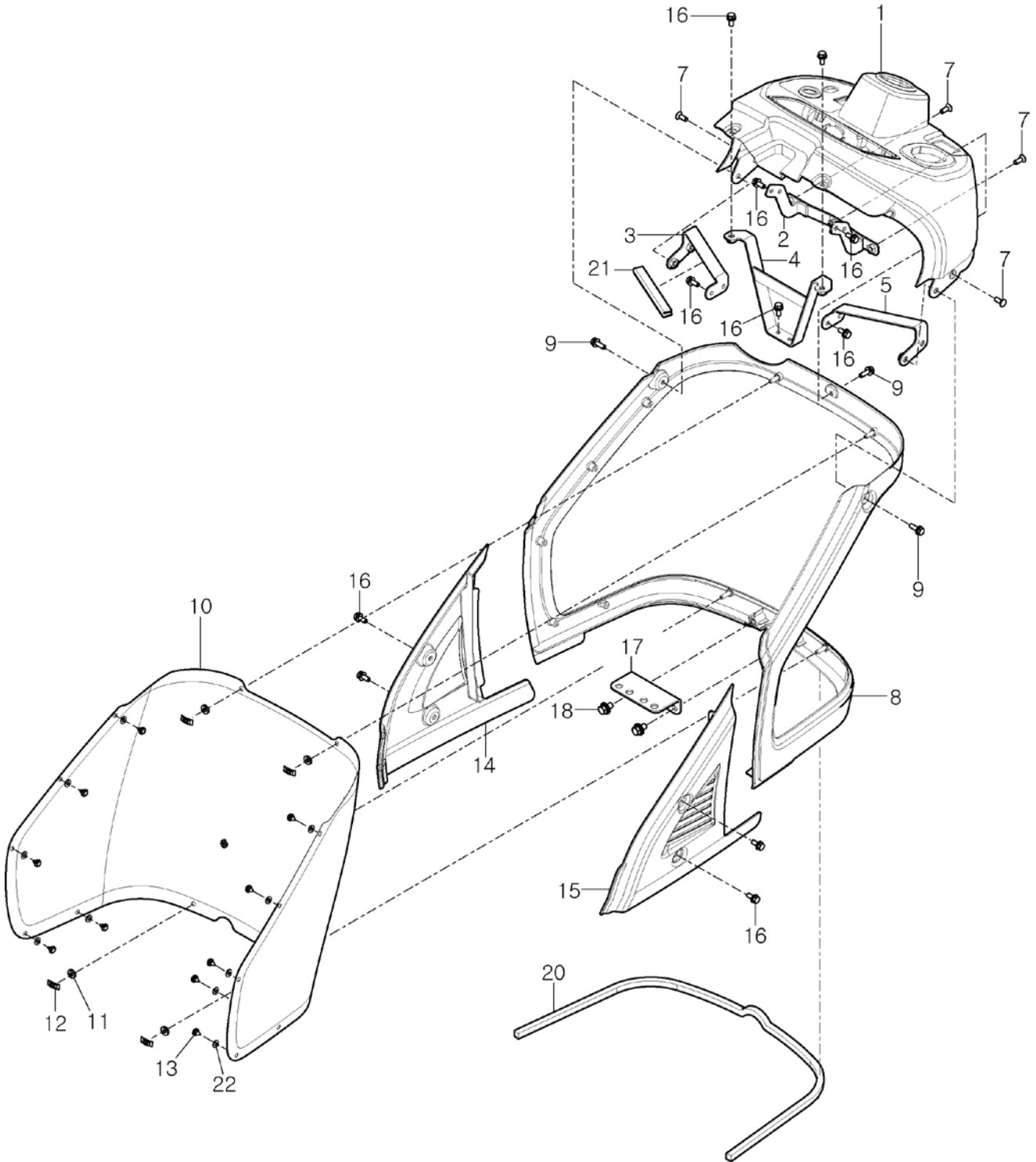

DASH COVER

RK19

P1

YEAR

2017



NOTE



FIG 305

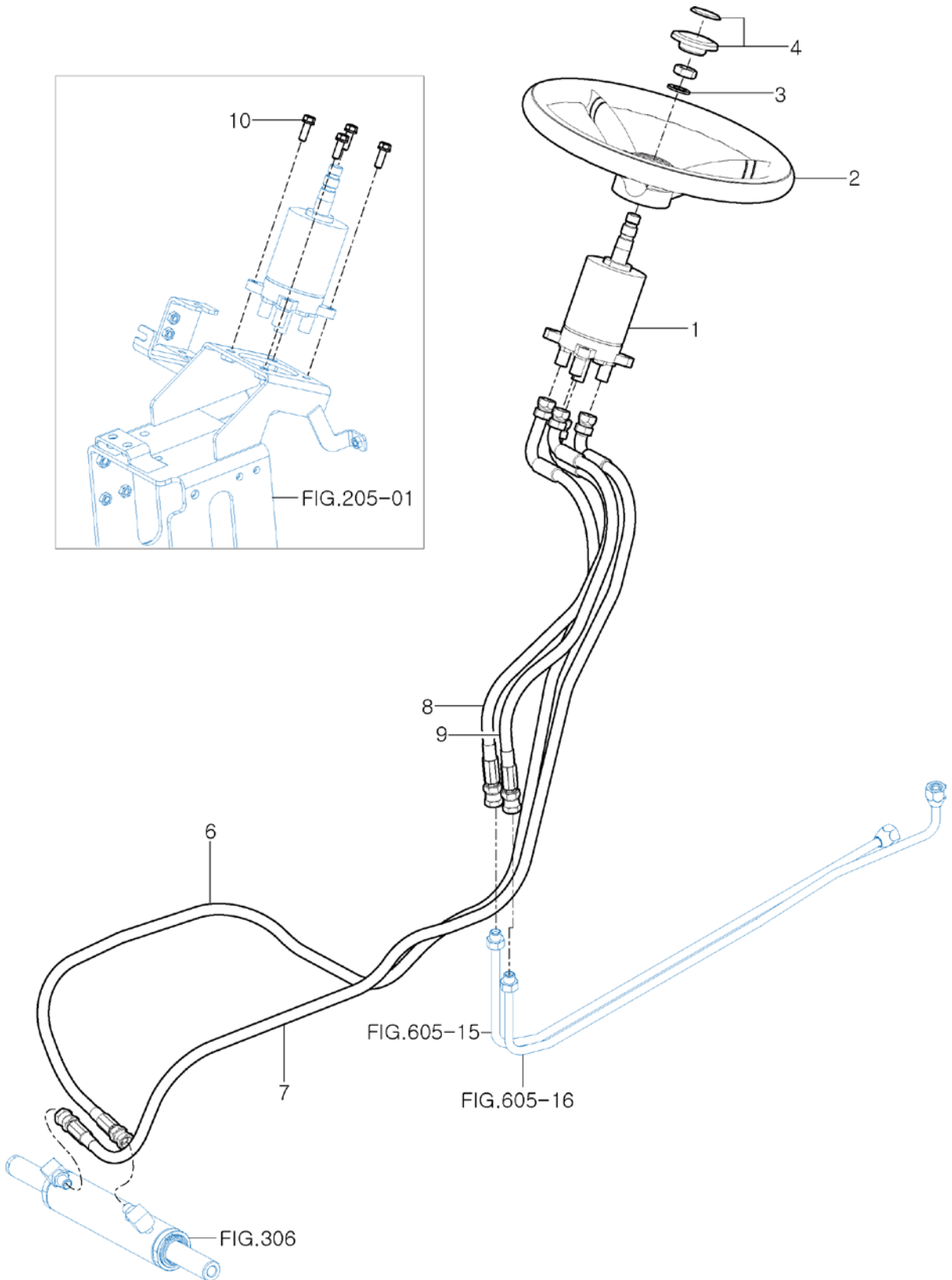
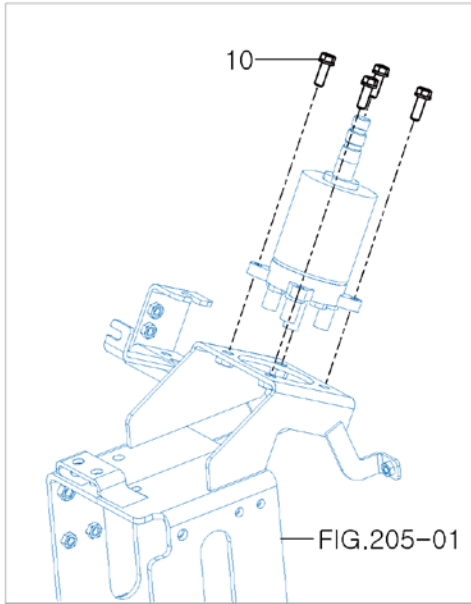

RK19

STEERING VALVE

P1

YEAR

2017



NOTE



FIG 306

RK19

STEERING CYLINDER

P1

YEAR

2017


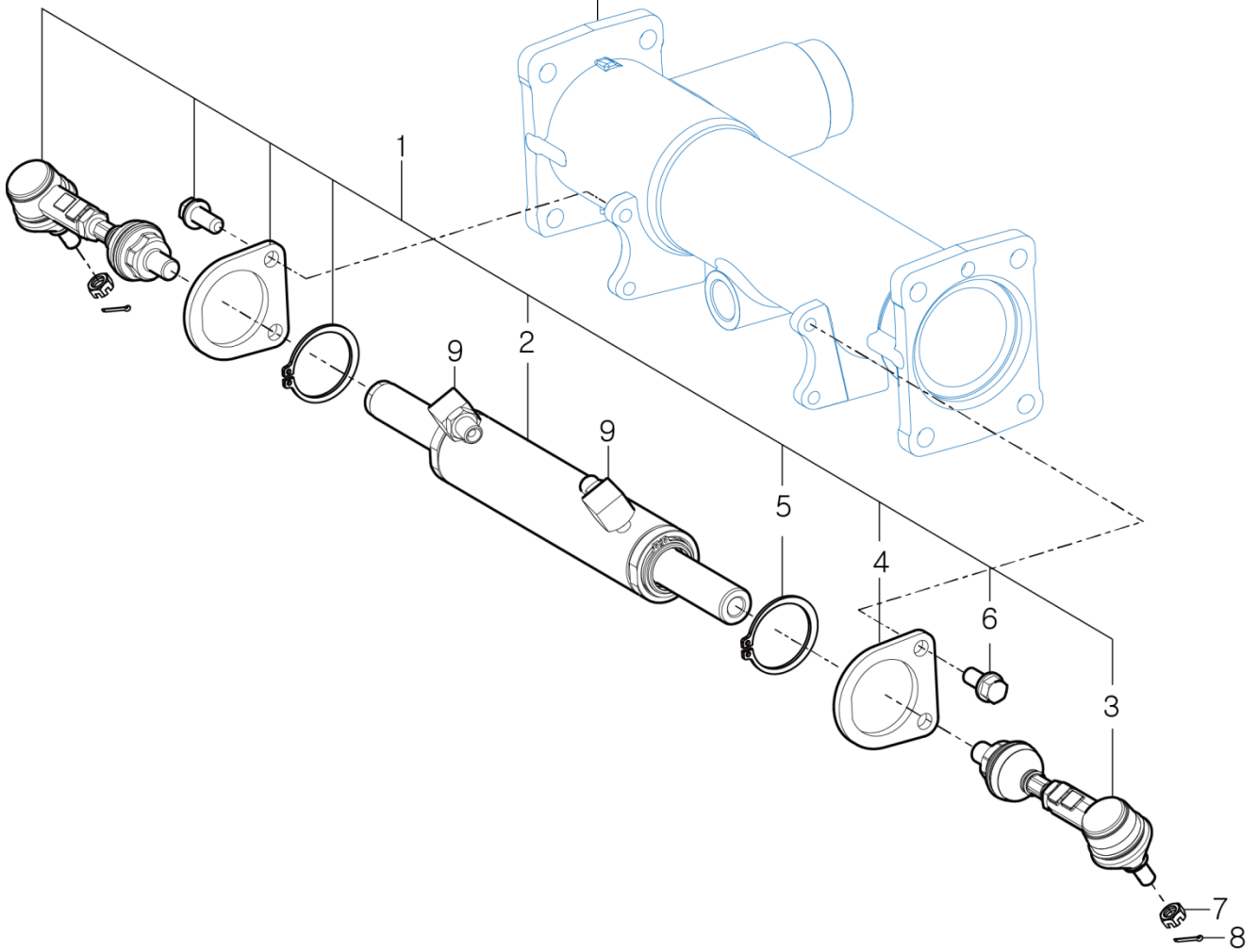


FIG.504-01



NOTE





FIG 307

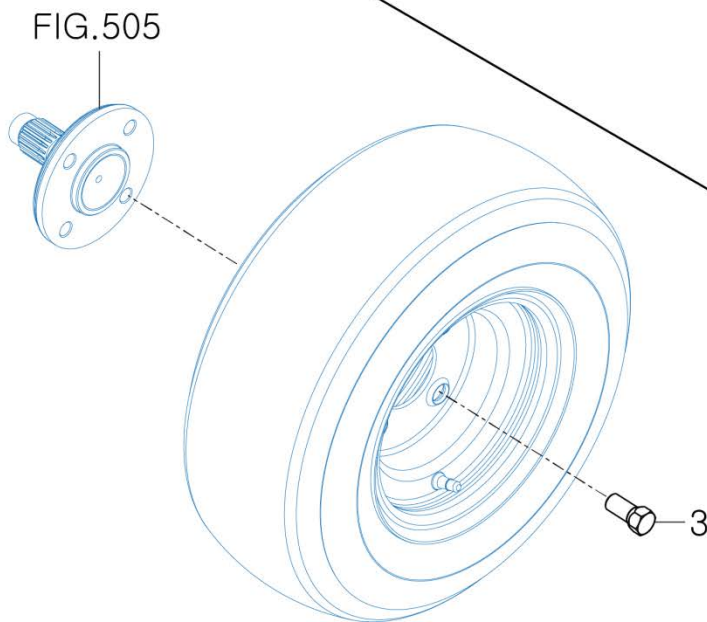
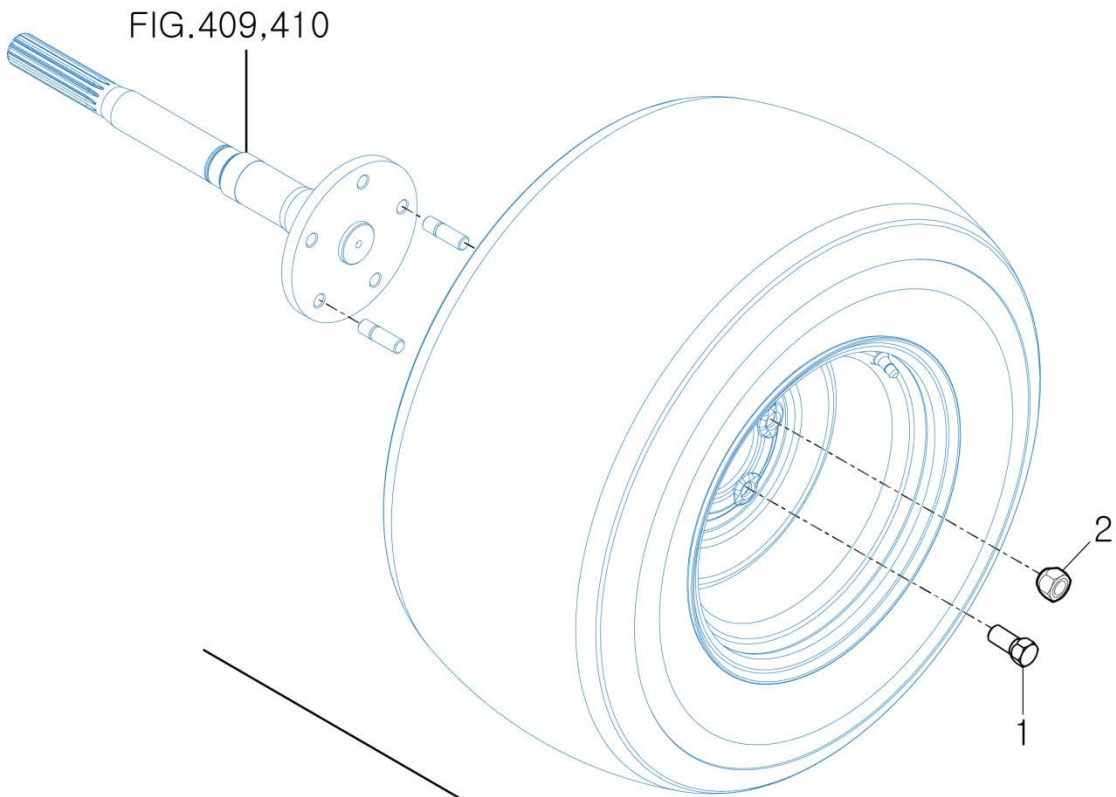

RK19

TIRE

P1

YEAR

2017



NOTE



FIG 401

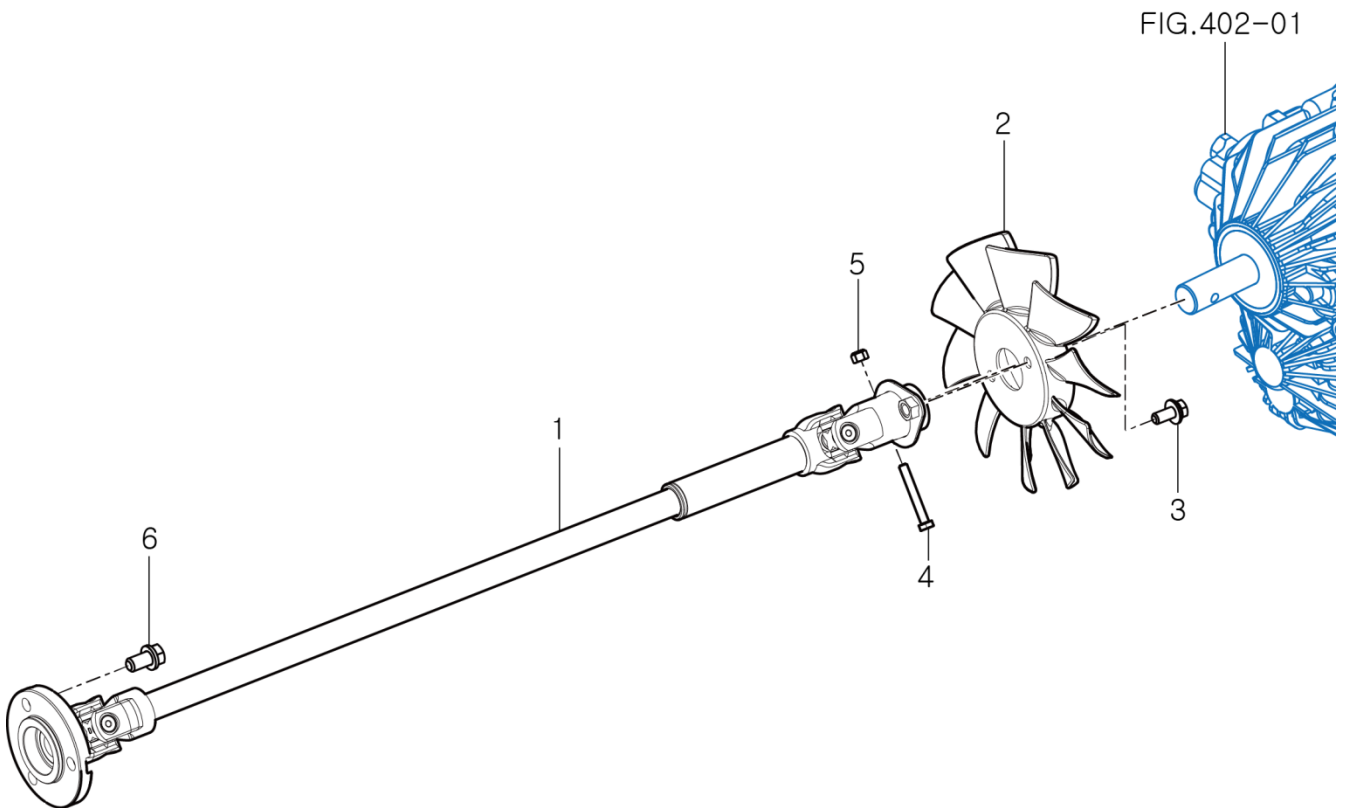
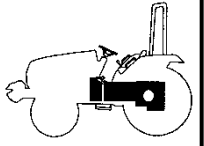
RK19

INPUT SHAFT

P1

YEAR

2017



NOTE



FIG 402

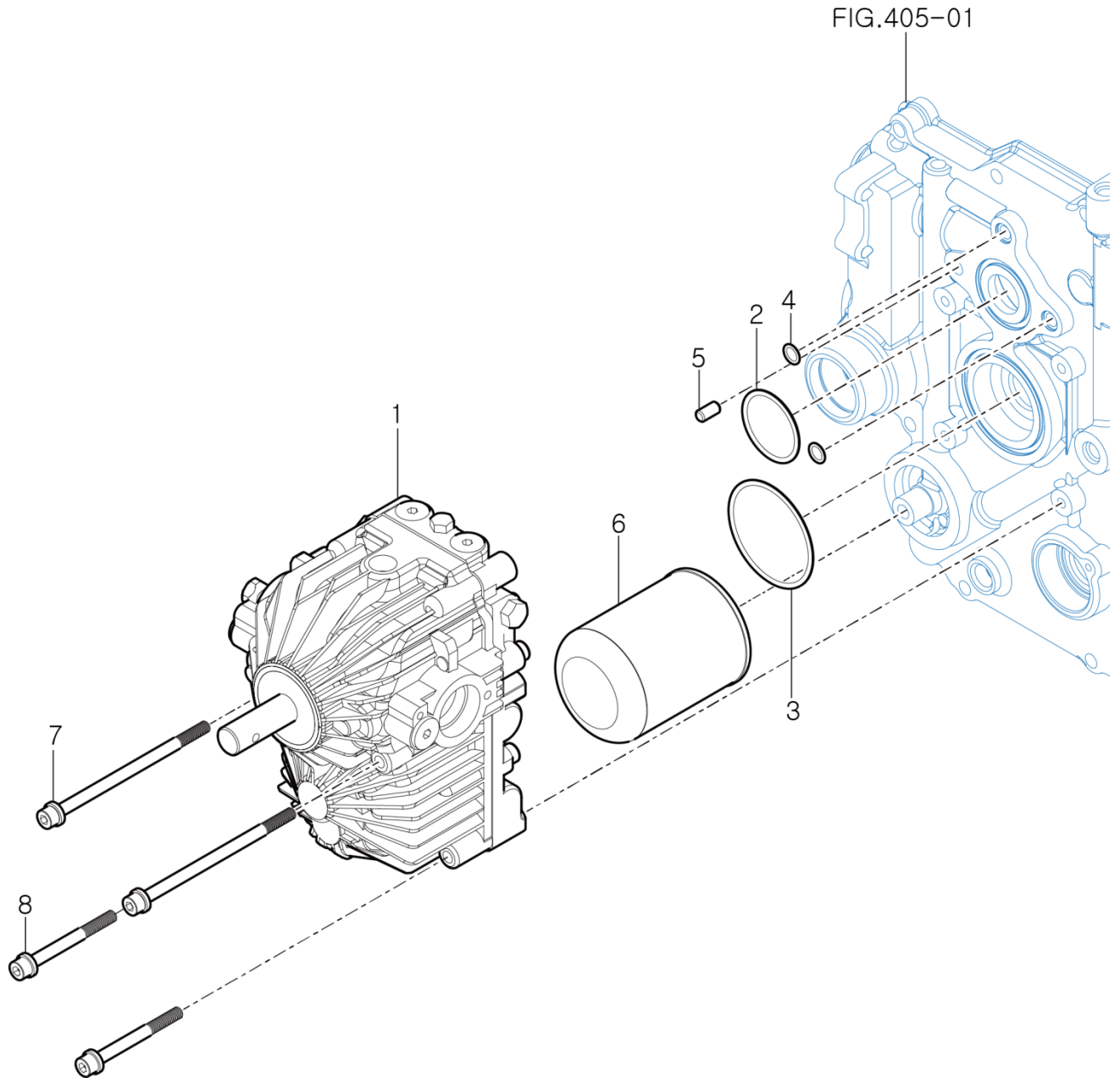
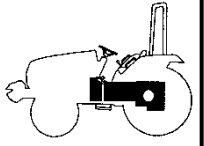
RK19

HST

P1

YEAR

2017



NOTE



FIG 403

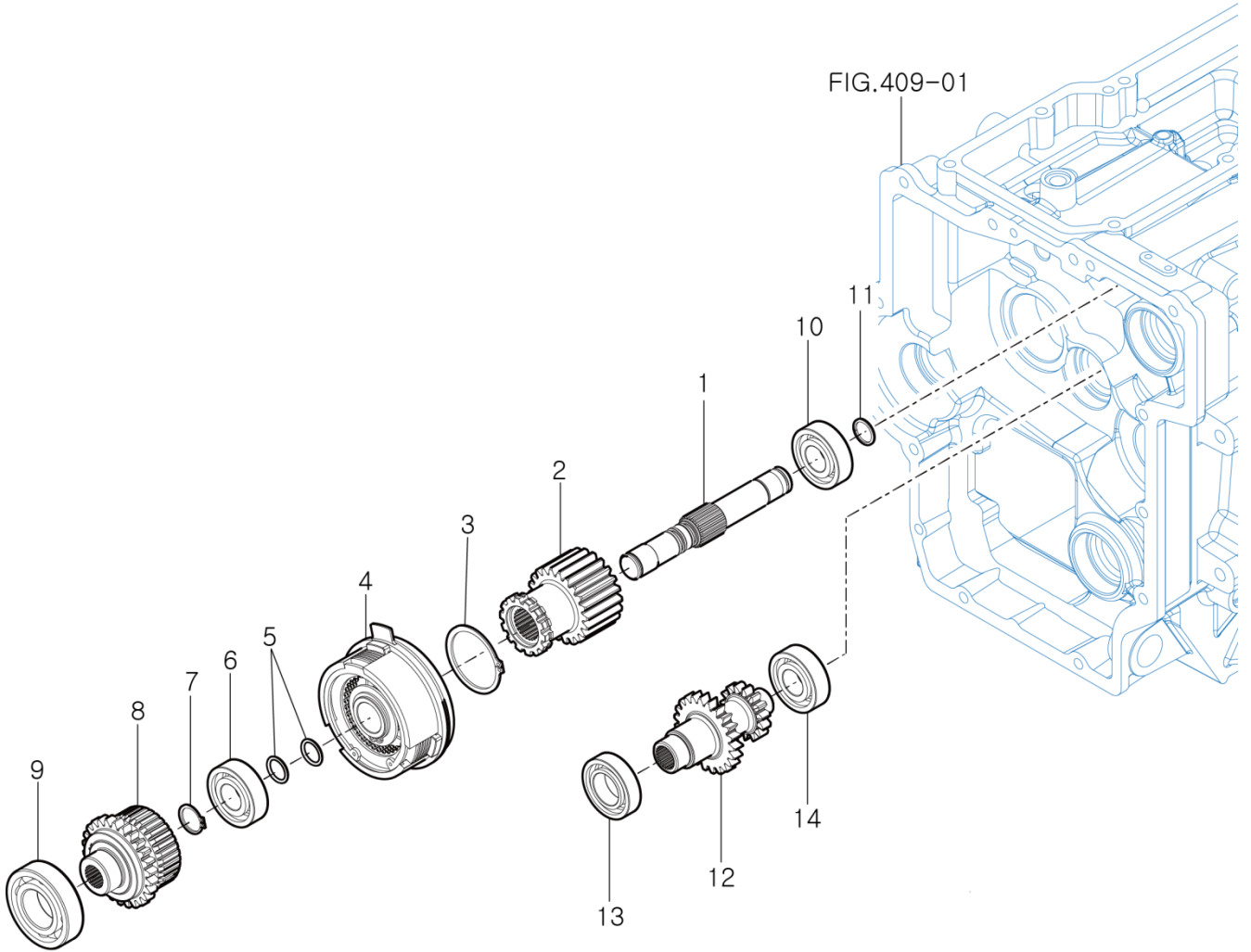
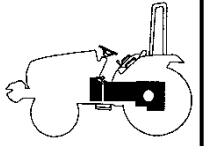
RK19

# PTO CLUTCH SUB& RANGE GEAR SUB

P1

YEAR

2017



NOTE





FIG 404

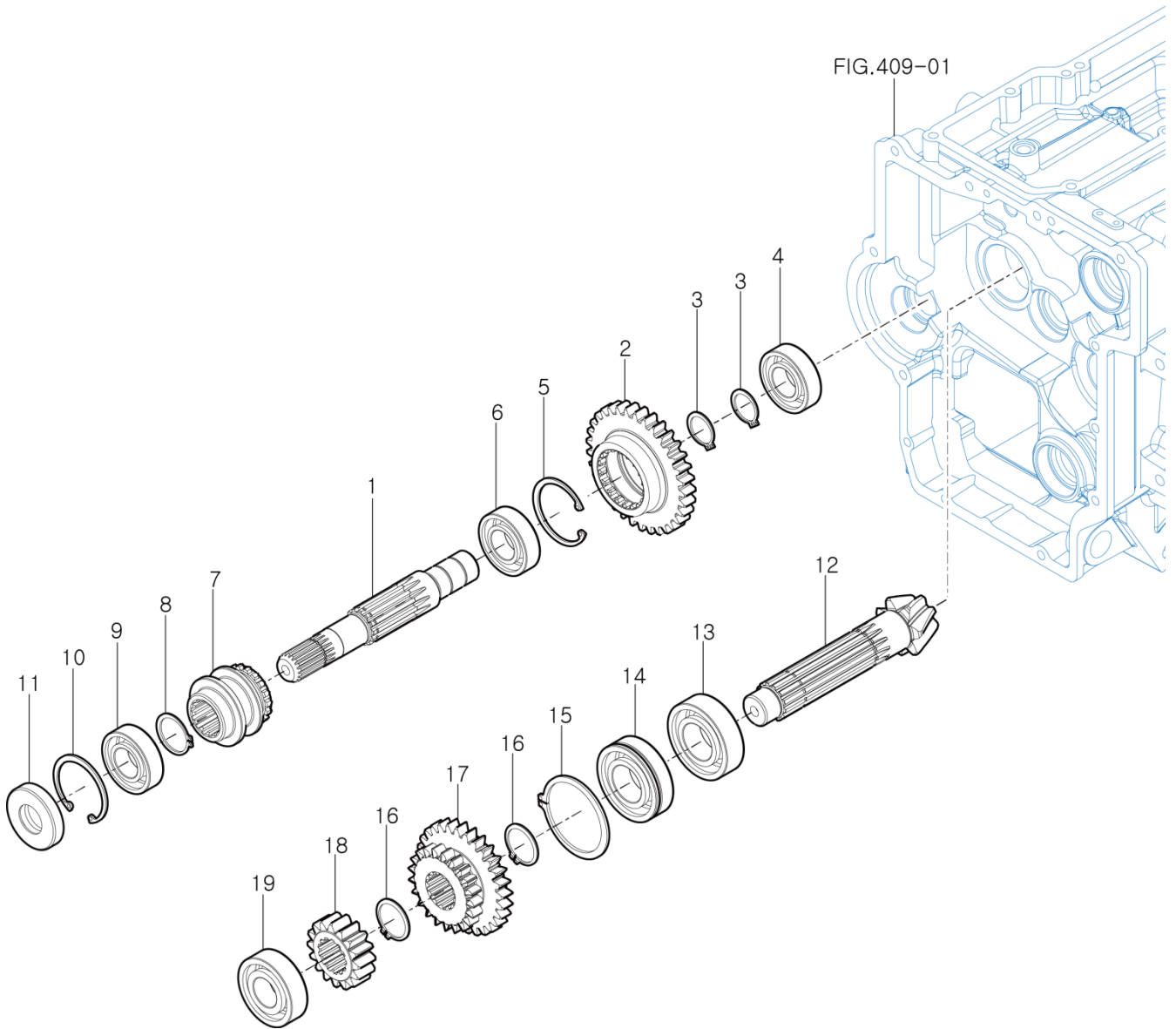

RK19

# SPIRAL BEVEL PINION & 4WD SHAFT SUB

P1

YEAR

2017



NOTE


FIG 404		SPIRAL BEVEL PINION & 4WD SHAFT SUB			P1	YEAR	
RK19						2017	
KEY NO.	PART NO.	DESCRIPSTION	SPEC.	QTY.	REPAIR	EFFECTIVE DATE	REMARKS
404 001	11612610010	SHAFT , 4WD		1			
404 002	11612610020	GEAR , SPUR 33T		1			
404 003	V7041400200	C-RING , SHAFT	20	2			
404 004	V6001106004	BEARING , BALL	6004	1			
404 005	V7051400420	C-RING , HOLE	42	1			
404 006	V6001106004	BEARING , BALL	6004	1			
404 007	11612610030	SLEEVE , 4WD		1			
404 008	V7041400250	C-RING , SHAFT	25	1			
404 009	V6001106004	BEARING , BALL	6004	1			
404 010	V7051400420	C-RING , HOLE	42	1			
404 011	V7441204208	SEAL , OIL/D	D20428	1			
404 012	11613002110	PINION , SPIRAL BEVEL 7T		1			
404 013	V6041106205	BEARING , BALL/HL1	6205HL1	1			
404 014	11613002130	BEARING , BALL/HL/1/N		1			
404 015	V7041400520	C-RING , SHAFT	52	1			
404 016	V7041400250	C-RING , SHAFT	25	2			
404 017	11612411010	GEAR , SPUR 21T-29T		1			
404 018	11612611010	GEAR , SPUR 16T		1			
404 019	V6041106204	BEARING , BALL/HL1	6204HL1	1			
NOTE							

FIG 405

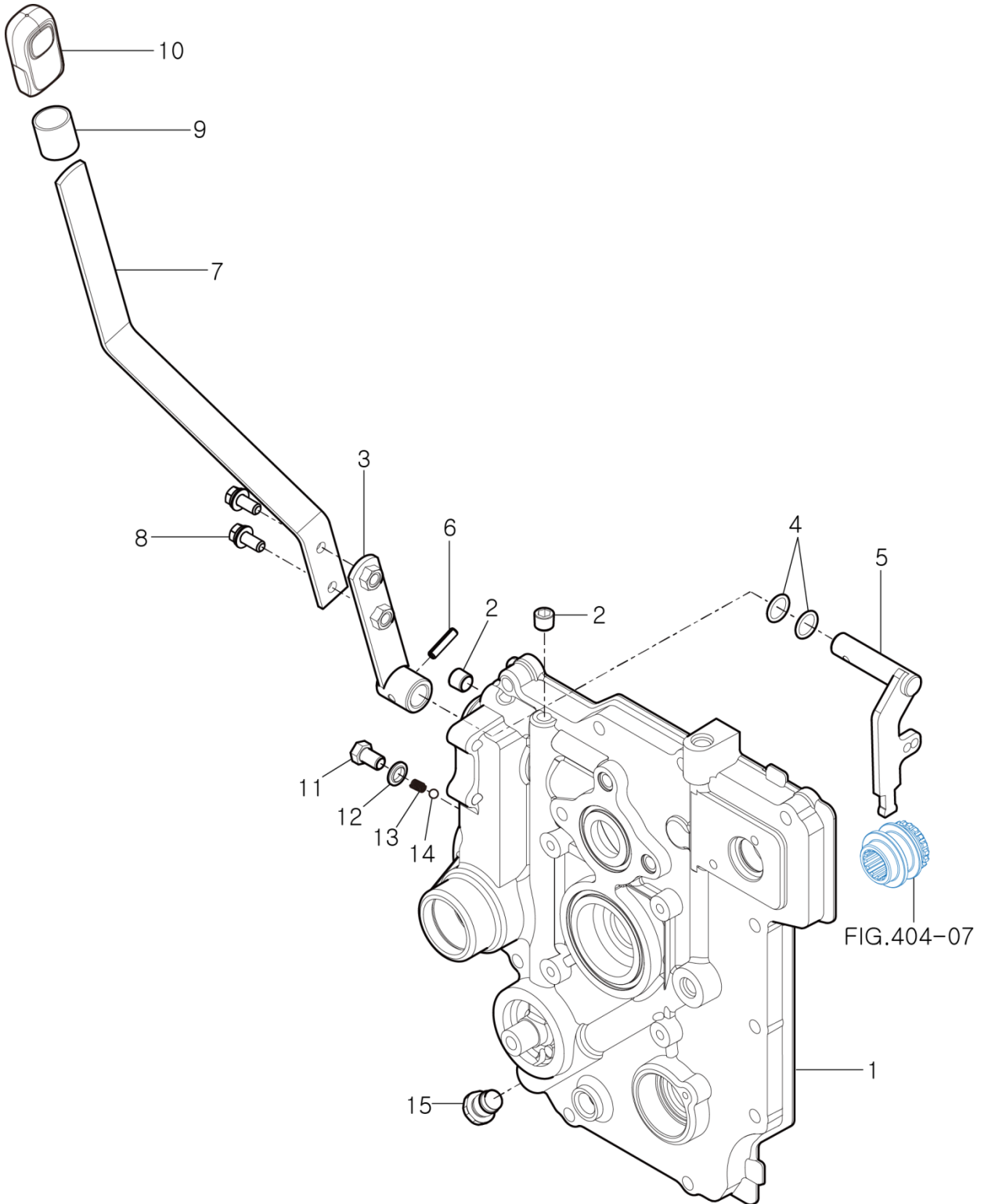
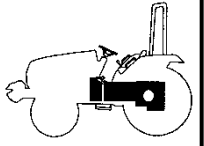
RK19

INPUT METAL

P1

YEAR

2017



NOTE



FIG 406

RK19

P.T.O COUNT SHAFT SUB &  
REAR P.T.O SUB

P1

YEAR

2017

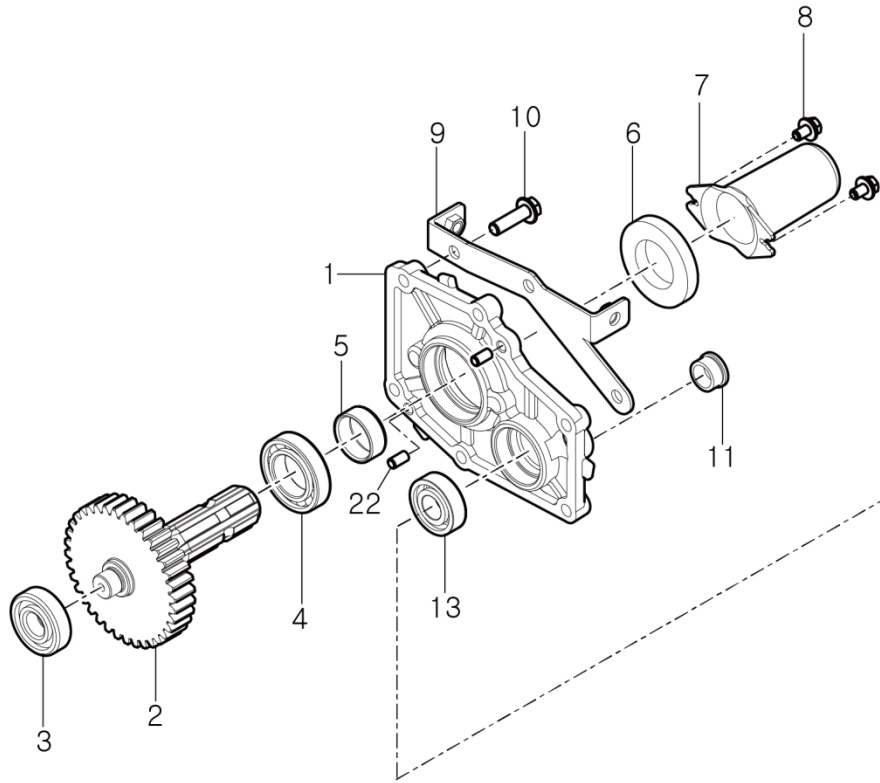

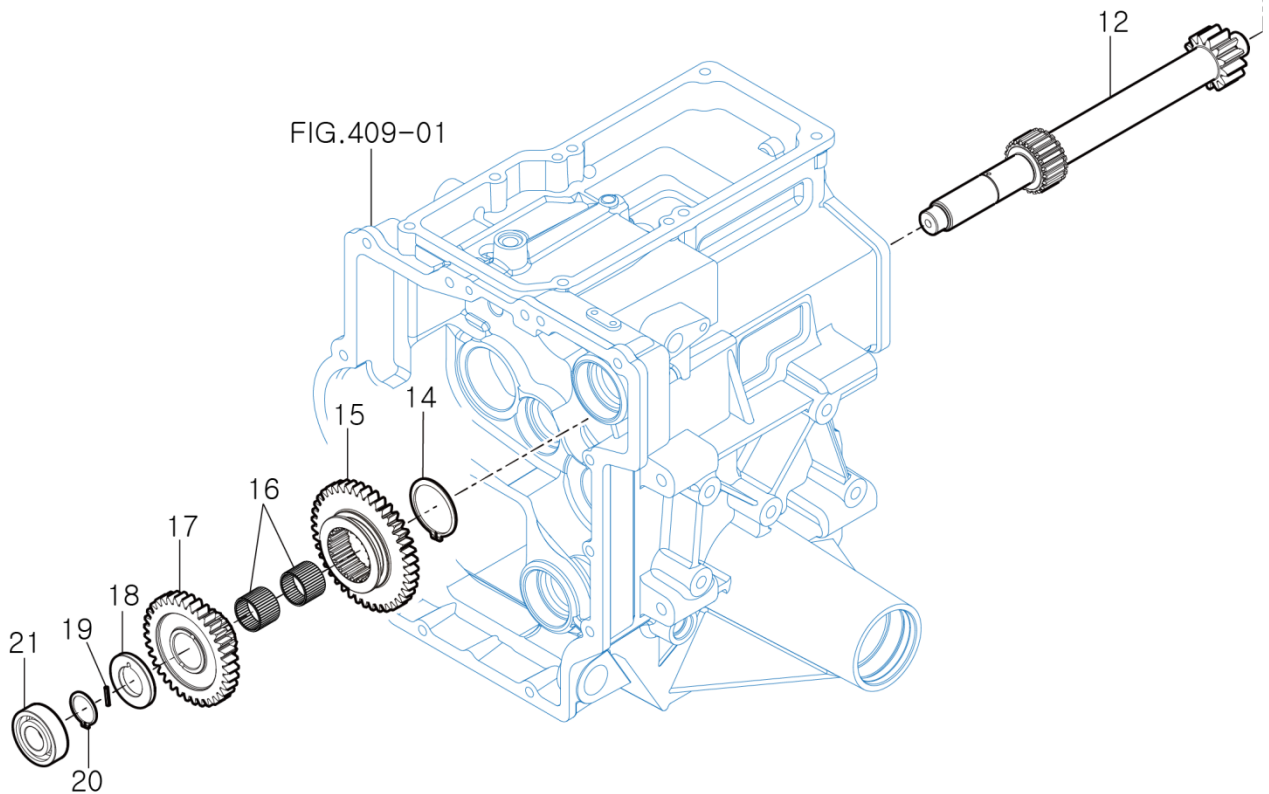


FIG.409-01



NOTE



FIG 407

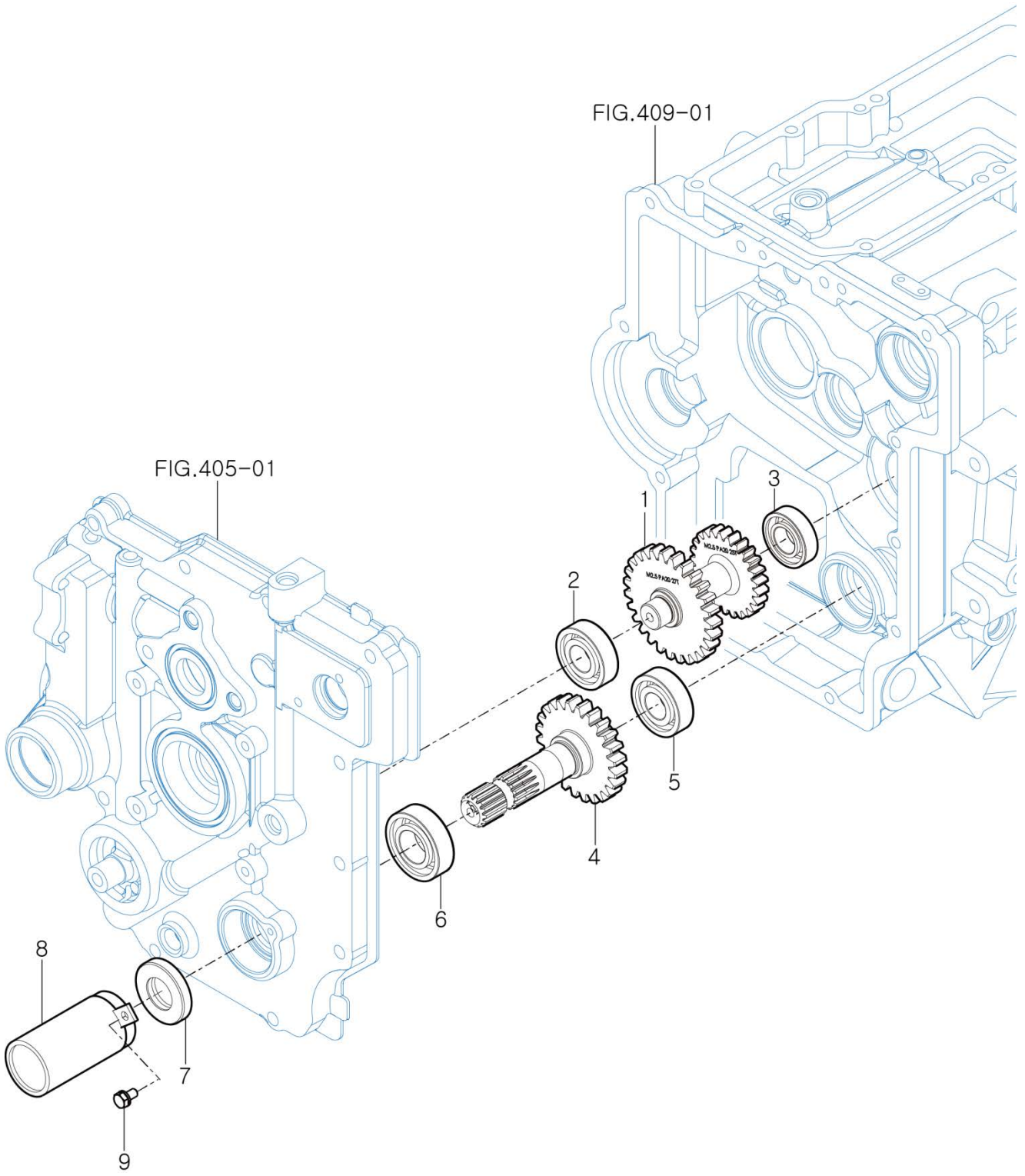

RK19

MID P.T.O IDLE GEAR & MID  
P.T.O SUB

P1

YEAR

2017



NOTE





FIG 408

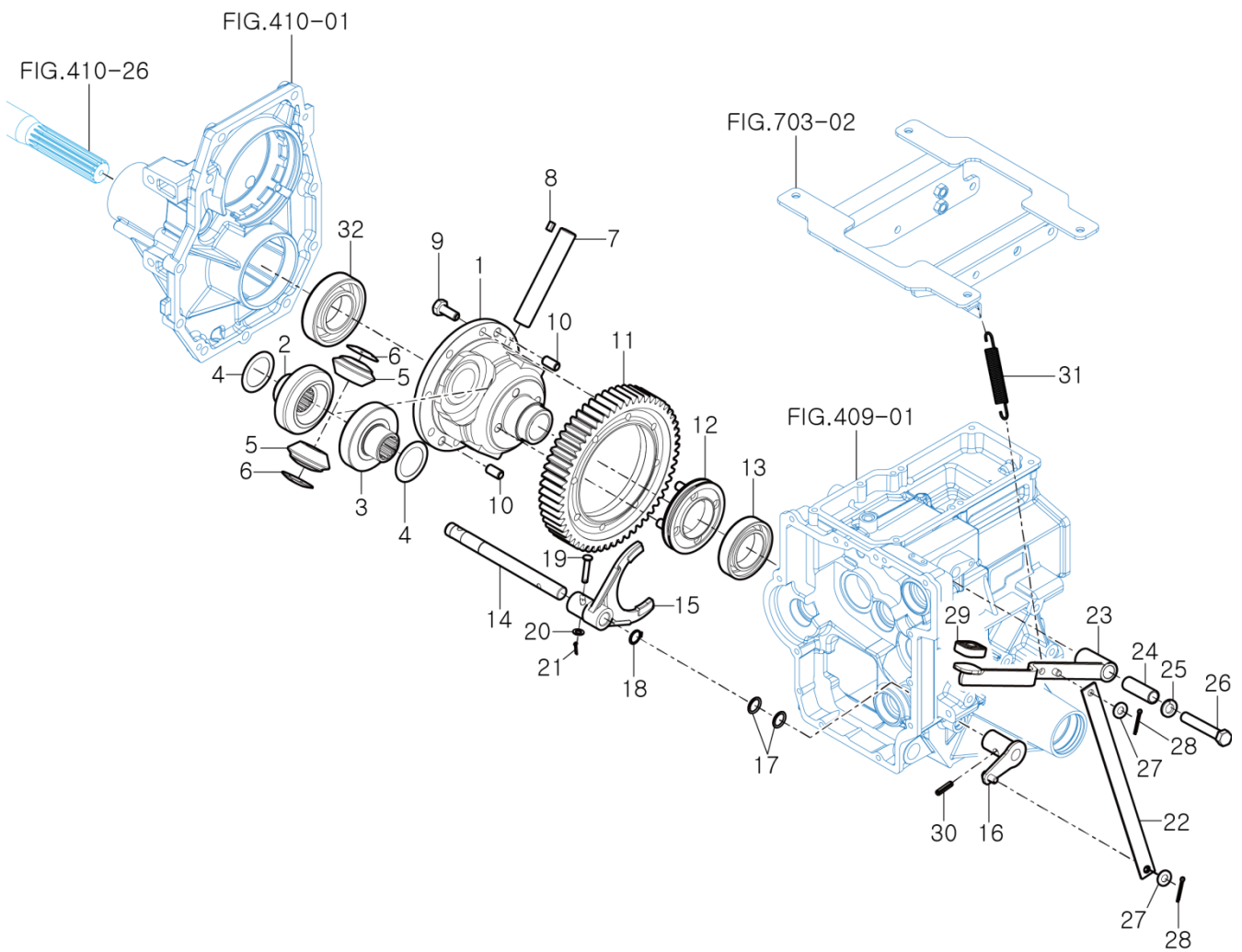

RK19

DIFF LOCK

P1

YEAR

2017



NOTE



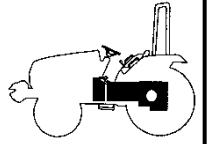
FIG 409

REAR TRANSMISSION CASE

P1

YEAR

2017



RK19

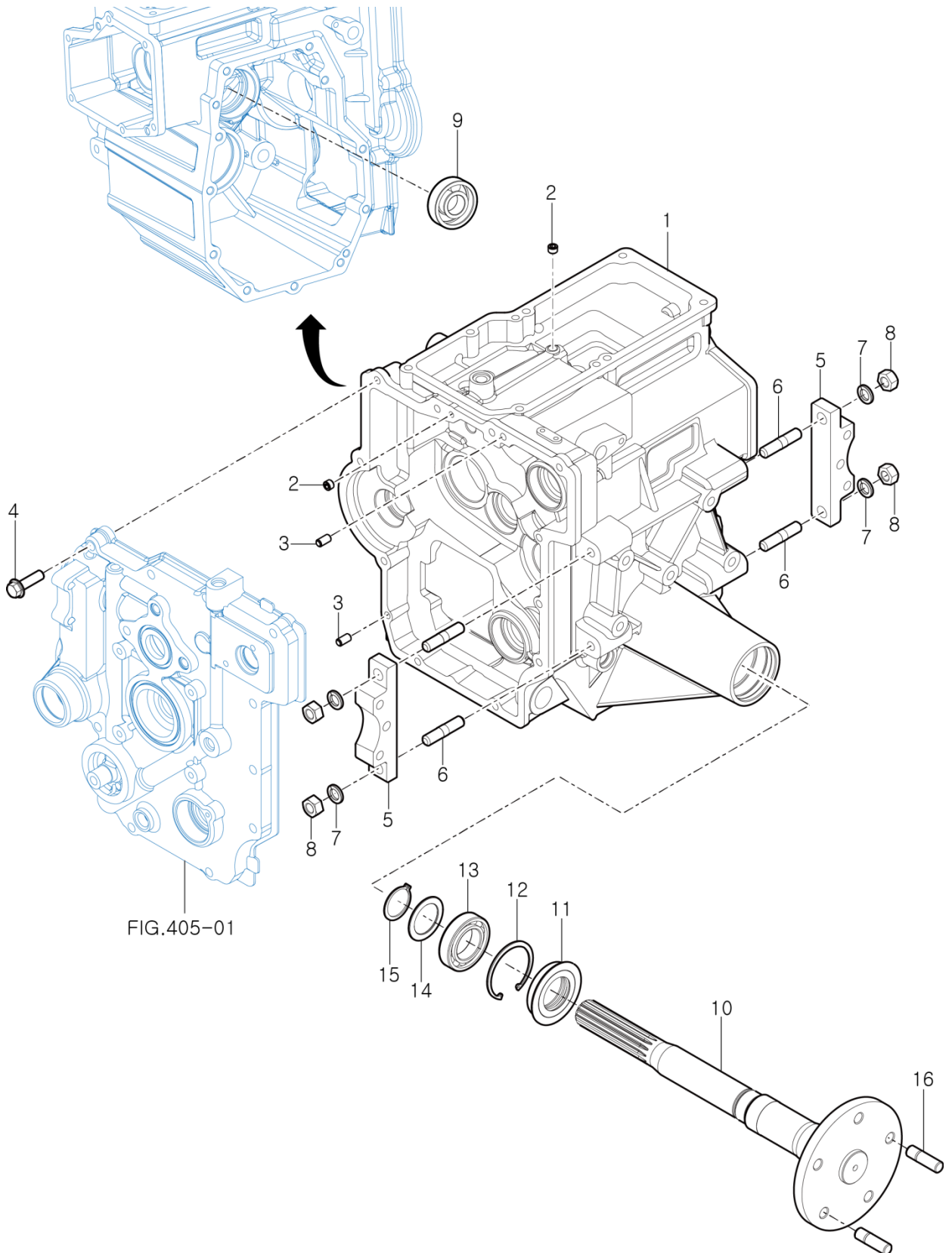


FIG.405-01

NOTE




FIG 410

REAR AXLE HOUSING

P1

YEAR

2017



RK19

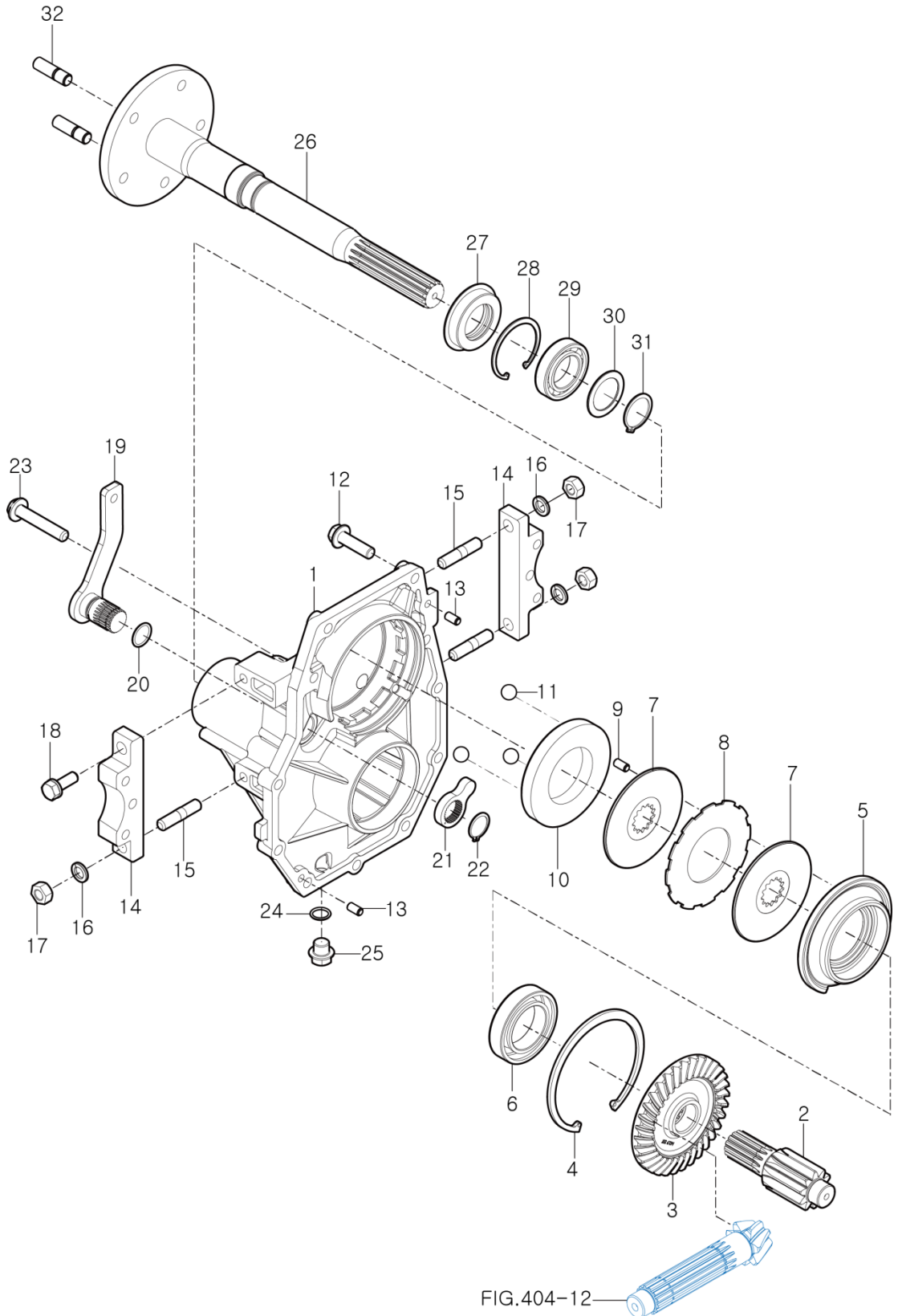


FIG.404-12

NOTE



FIG 411

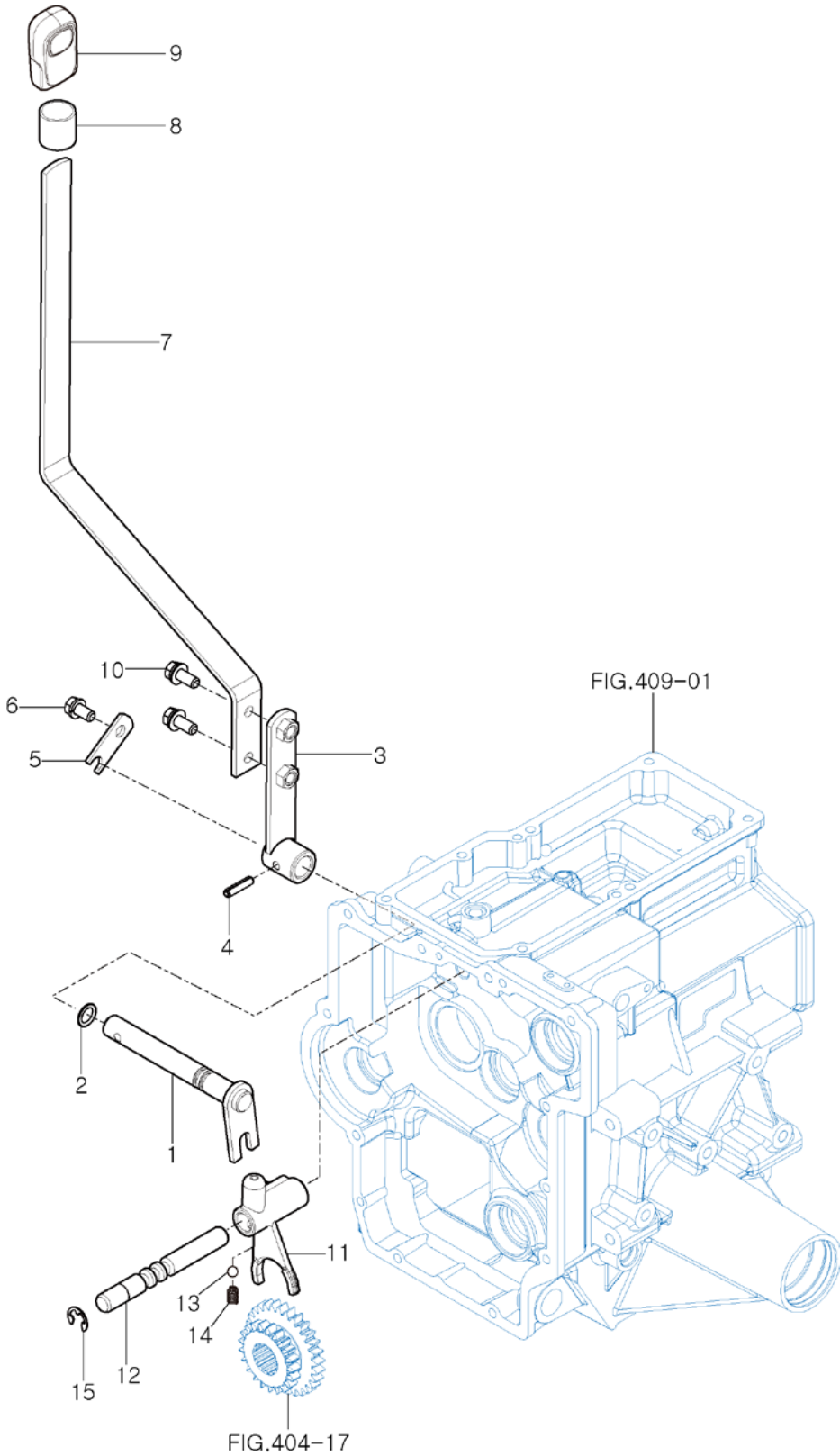
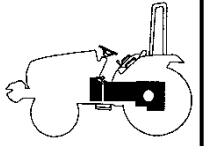
RK19

RANGE SHIFT LEVER

P1

YEAR

2017



NOTE





FIG 412

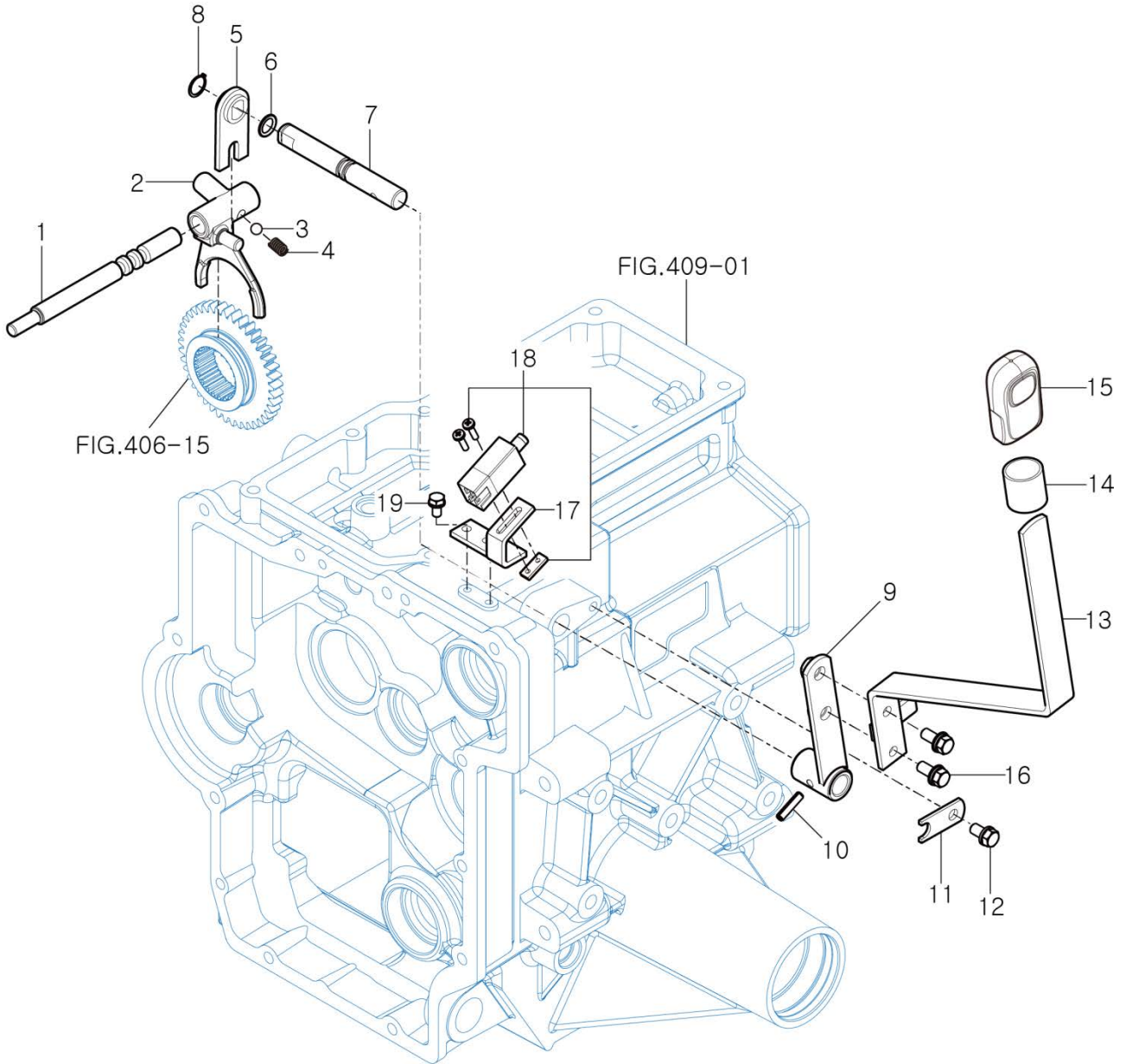

RK19

P.T.O CHANGE LEVER

P1

YEAR

2017



NOTE



FIG 413

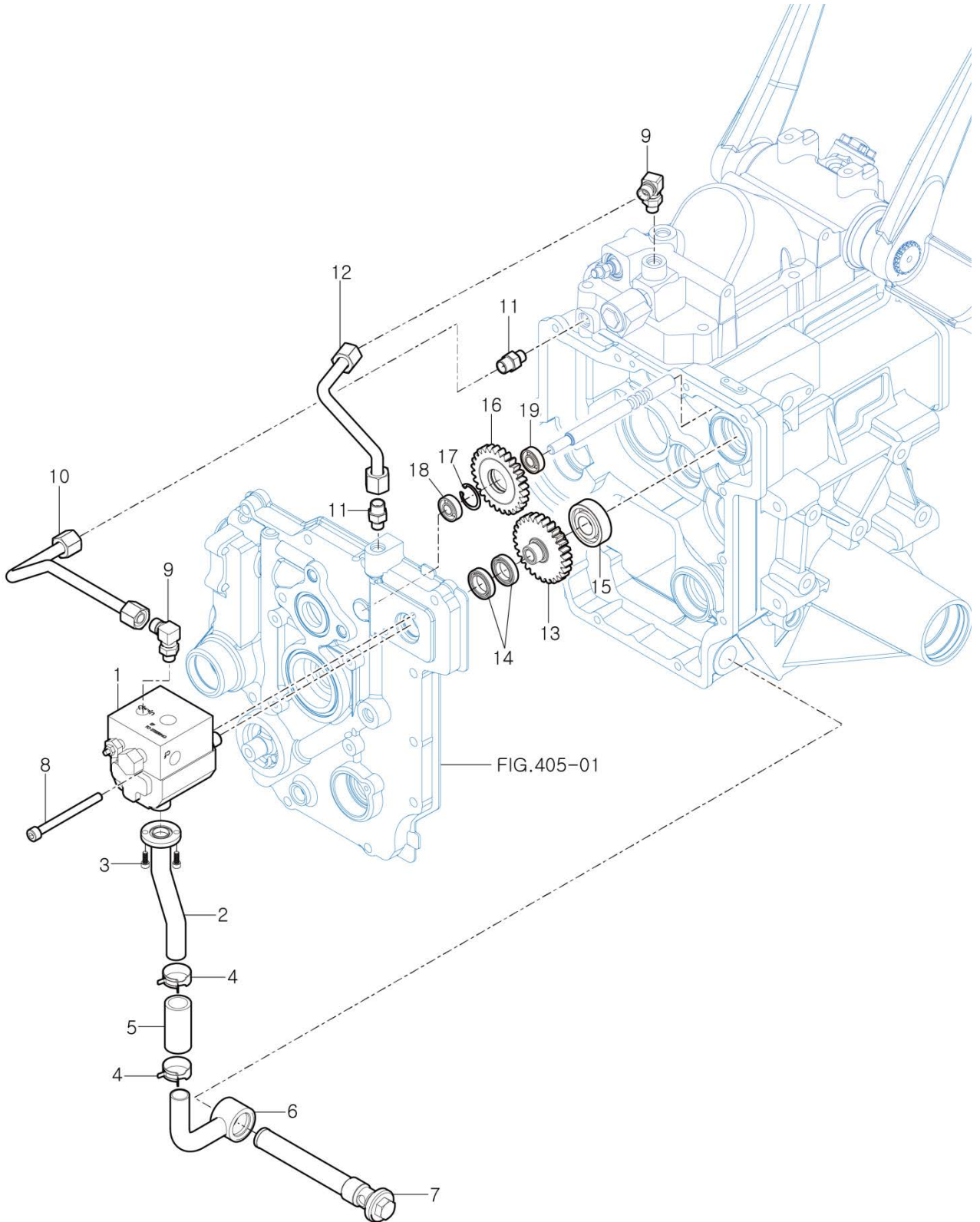
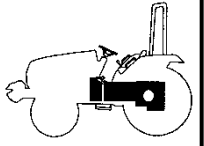
RK19

GEAR PUMP & PUMP IDLE  
GEAR SUB

P1

YEAR

2017



NOTE



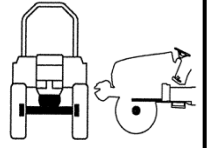
FIG 501

FRONT DRIVE SHAFT

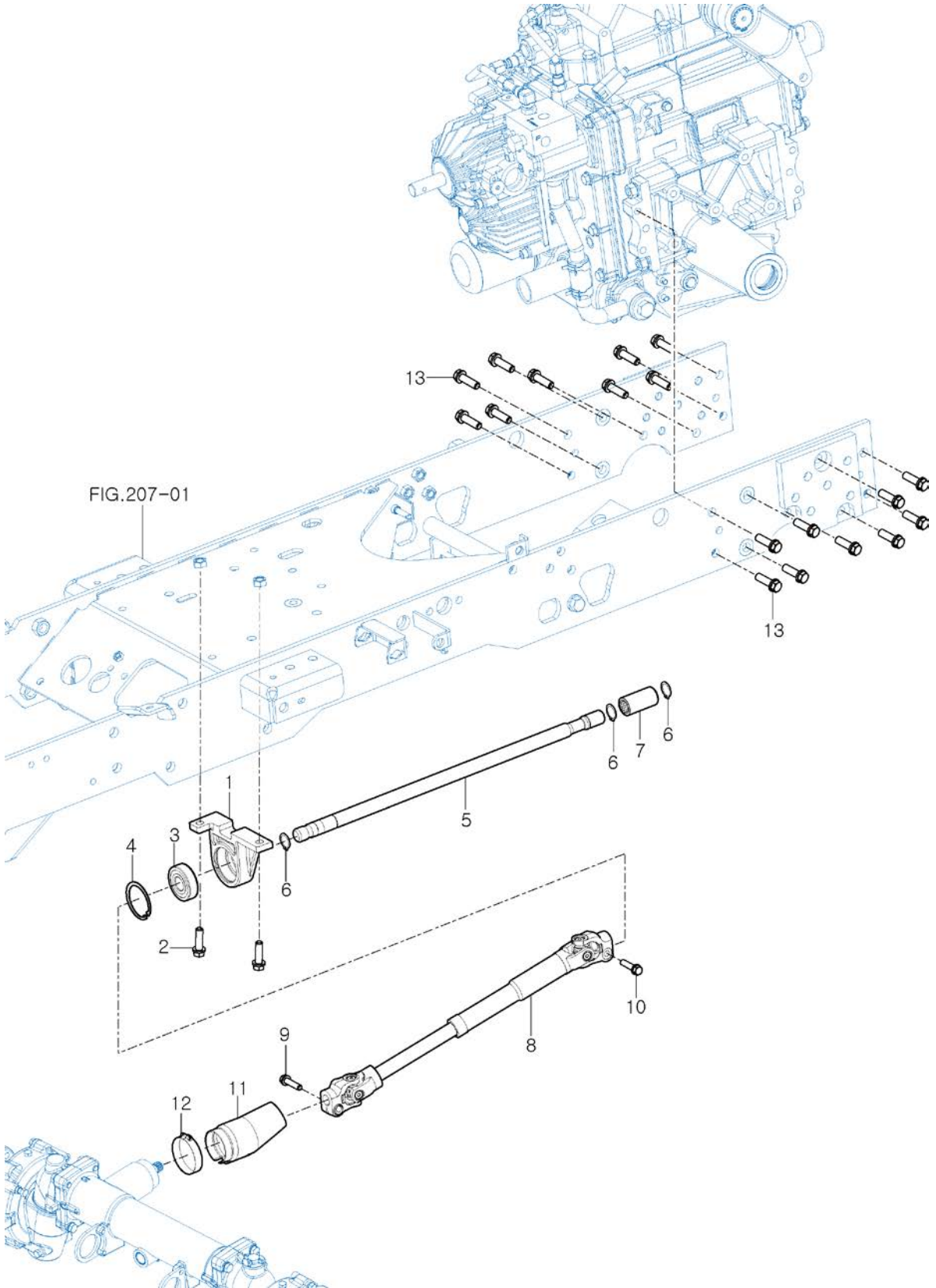
P1

YEAR

2017



RK19



NOTE



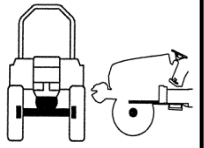
FIG 502

FRONT DIFFERENTIAL GEAR

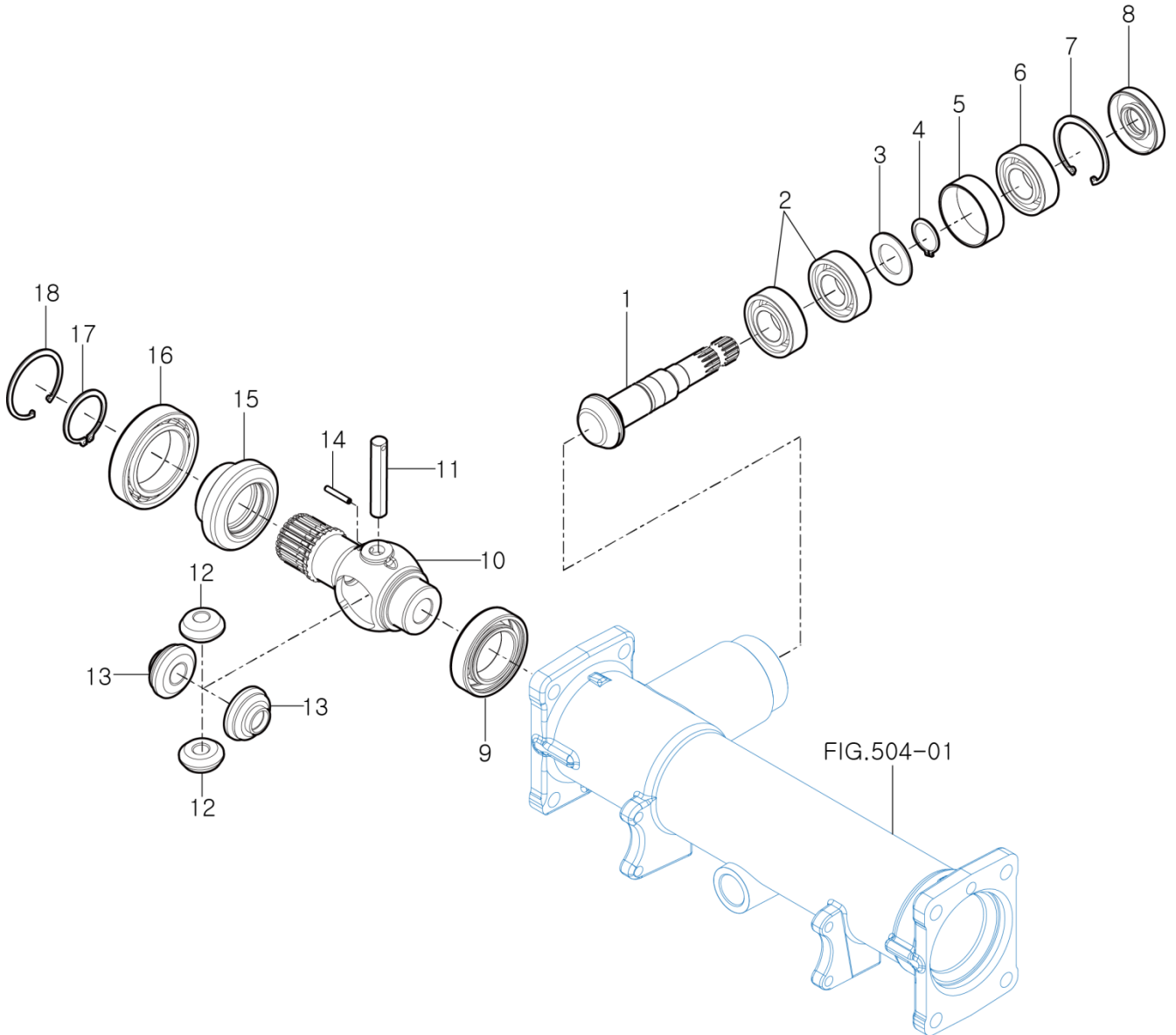
P1

YEAR

2017



RK19



NOTE





# FIG 503

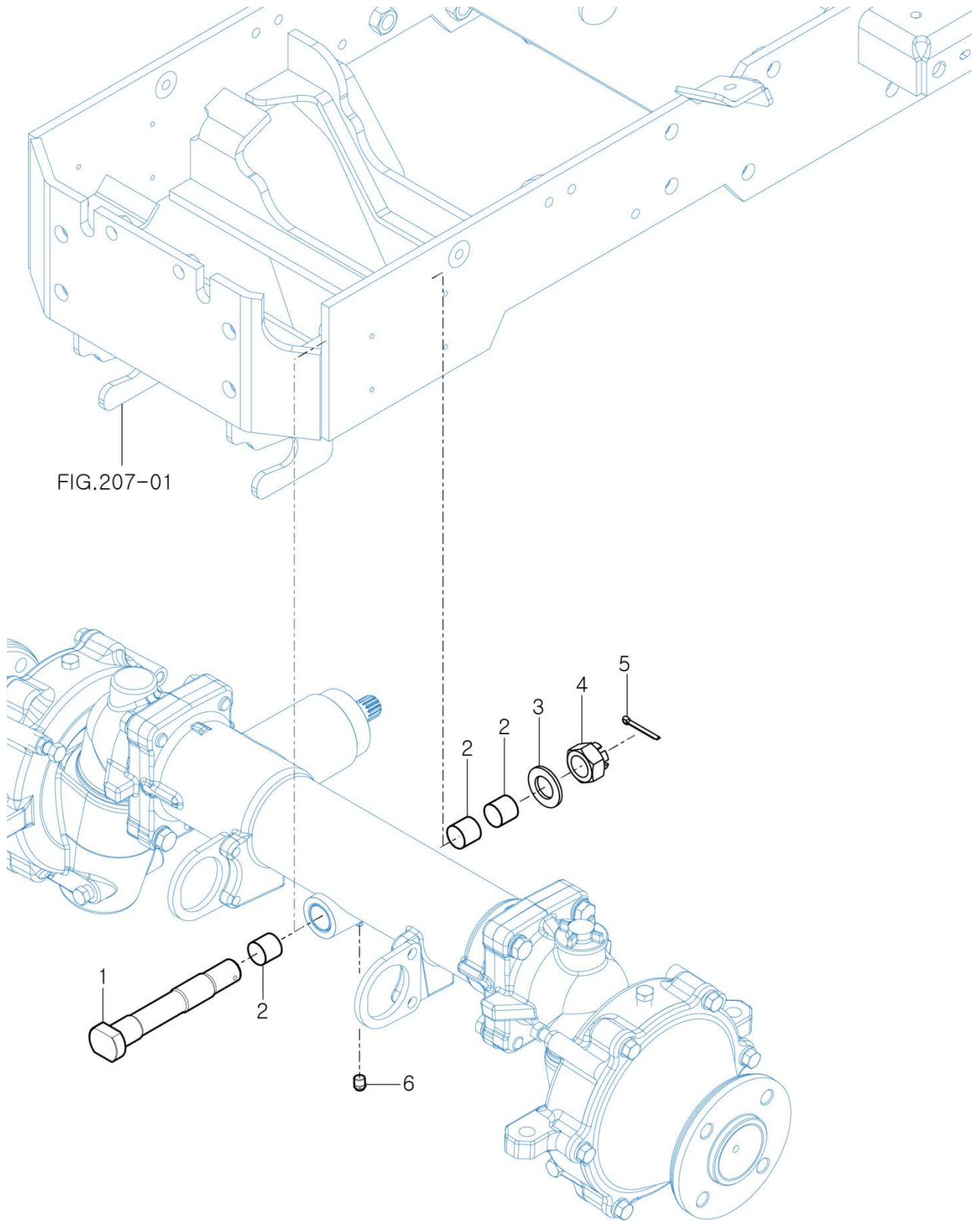
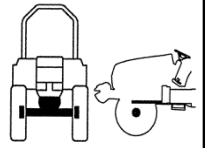
# FRONT AXLE HOUSING

RK19

P1

YEAR

2017



NOTE



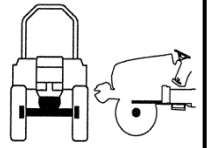
FIG 504

FRONT GEAR CASE (1)

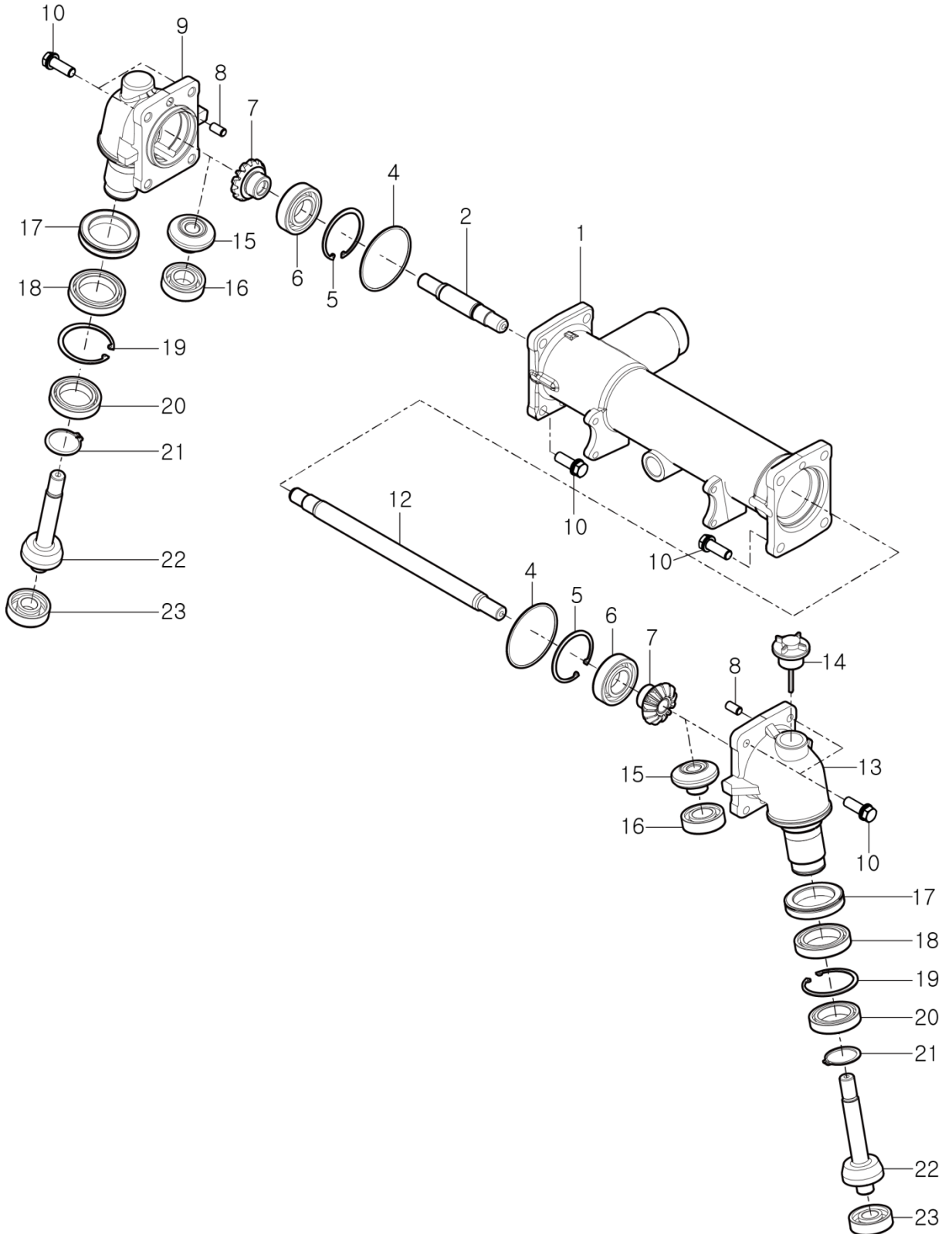
P1

YEAR

2017



RK19



NOTE



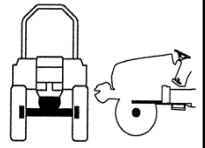
FIG 505

FRONT GEAR CASE (2)

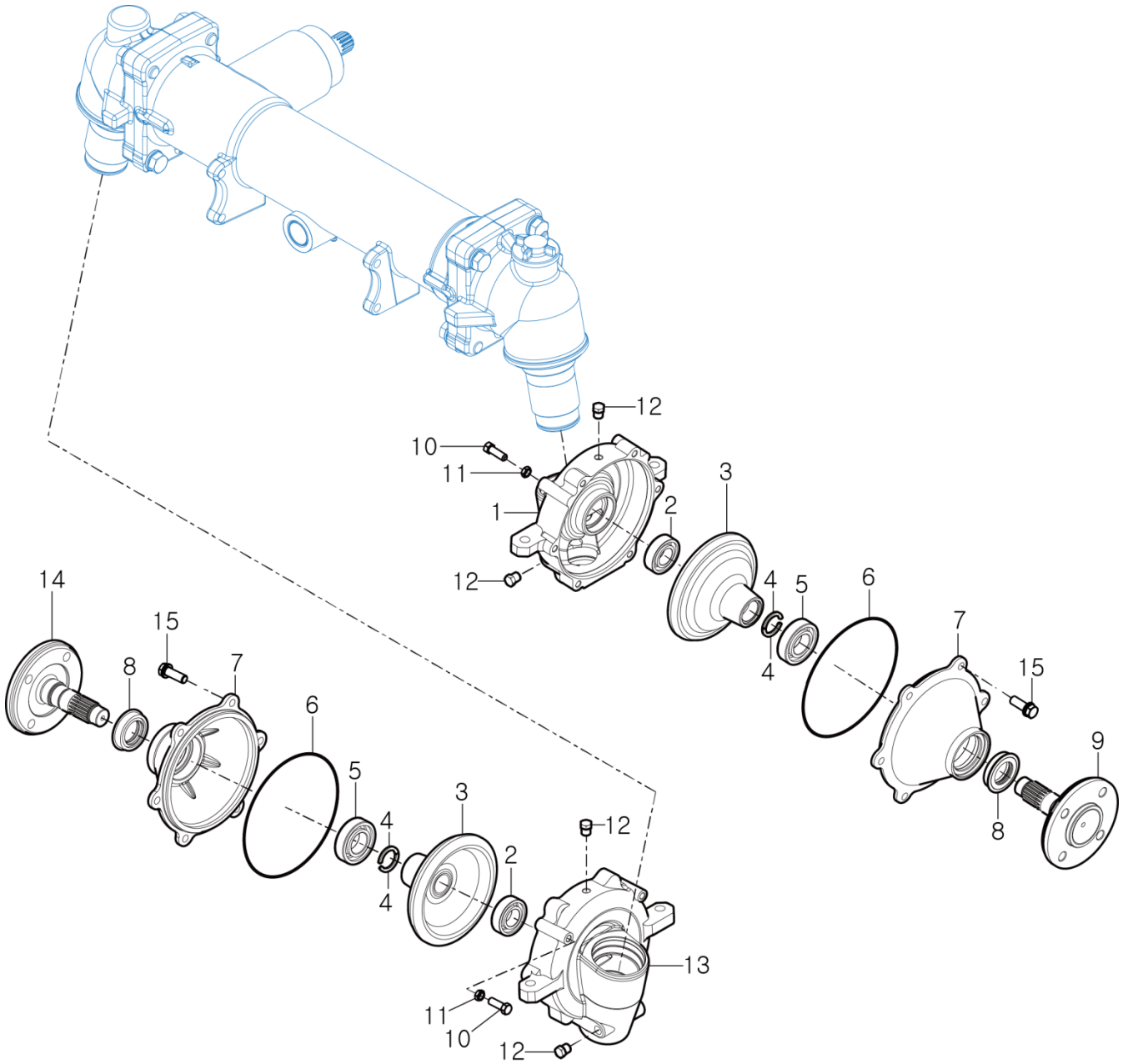
P1

YEAR

2017



RK19



NOTE




FIG 601

CYLINDER CASE

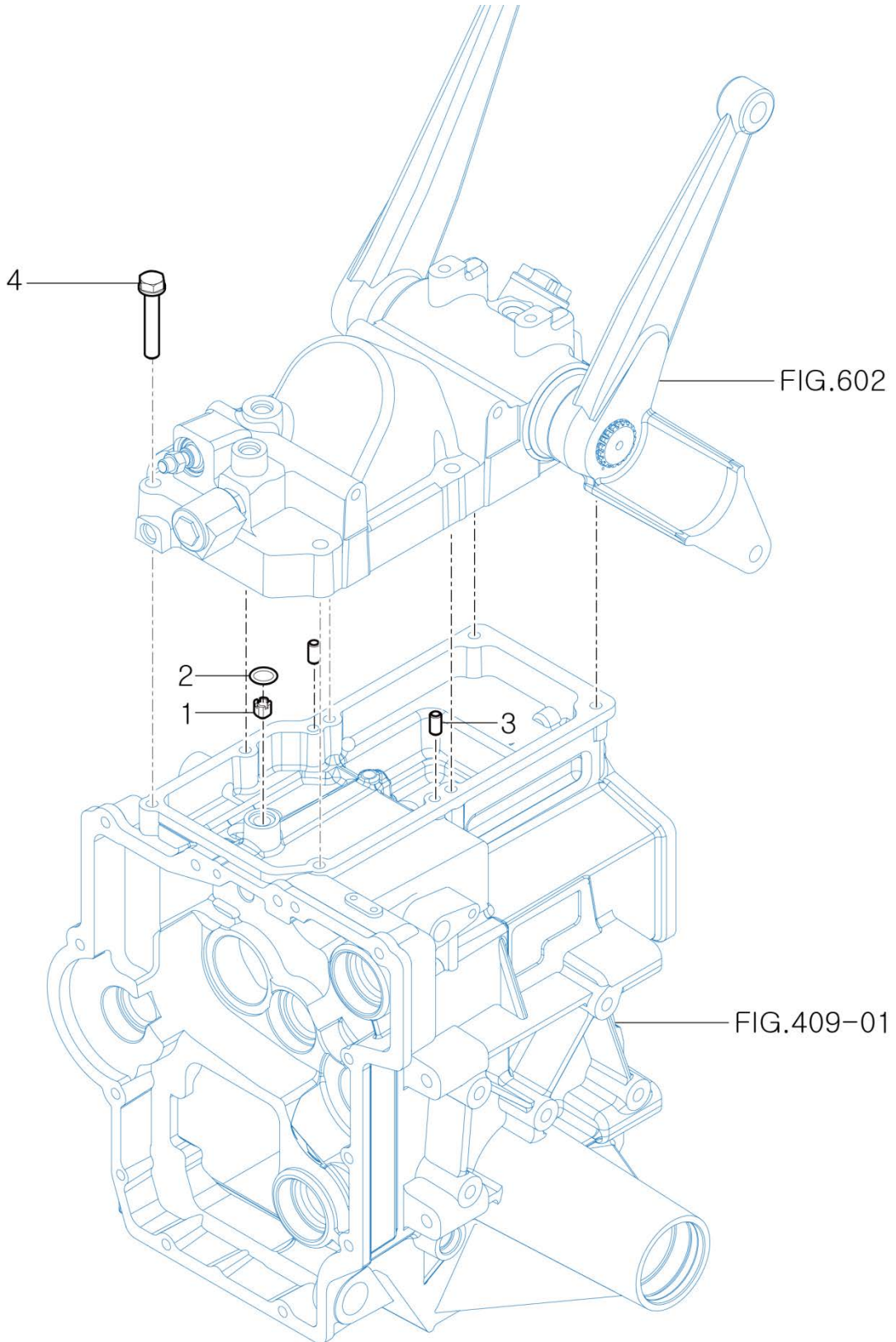
P1

YEAR

2017



RK19



NOTE






FIG 602

LIFT ARM

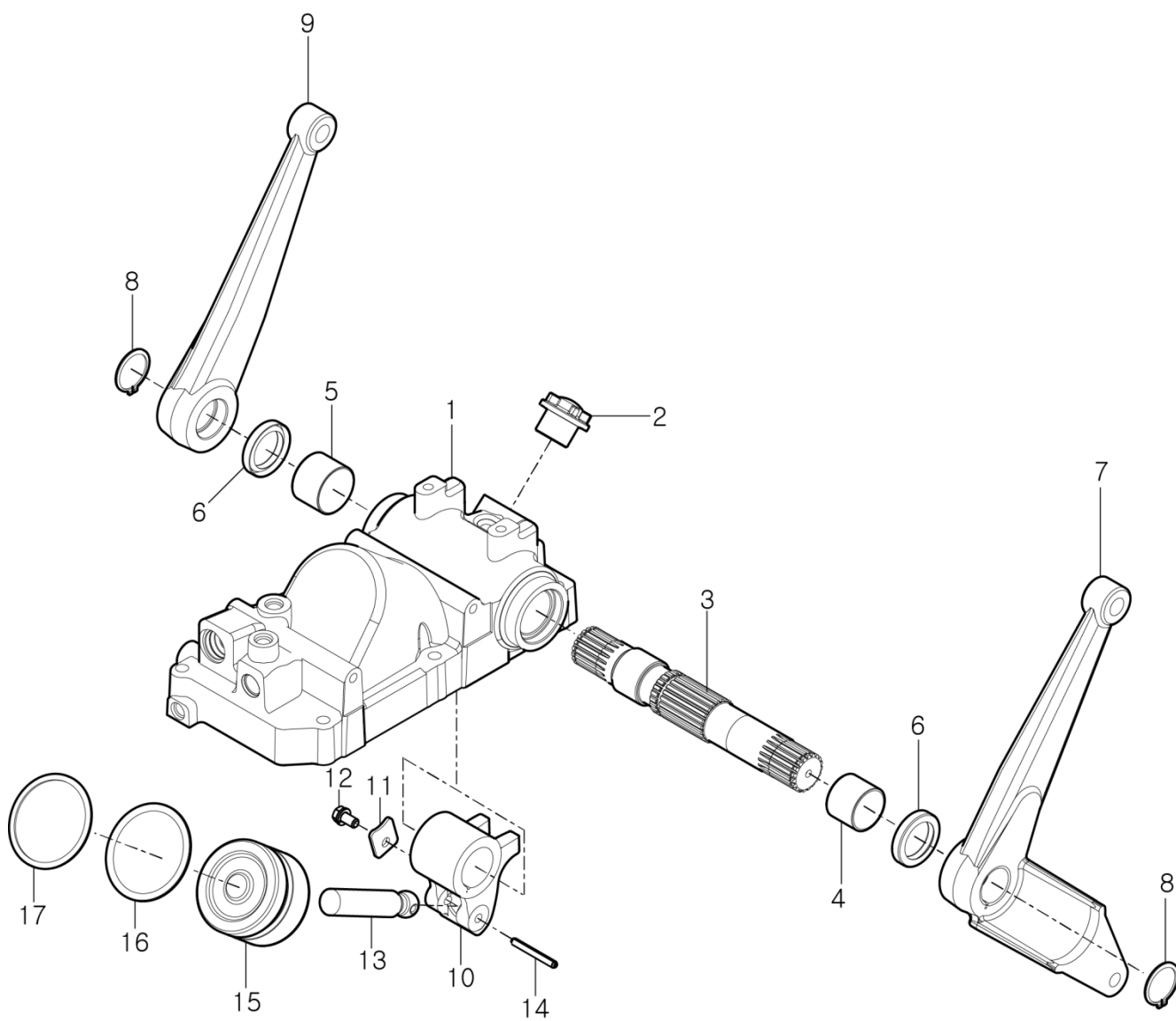
P1

YEAR

2017



RK19



NOTE




FIG 603

FLOW CONTROL VALVE

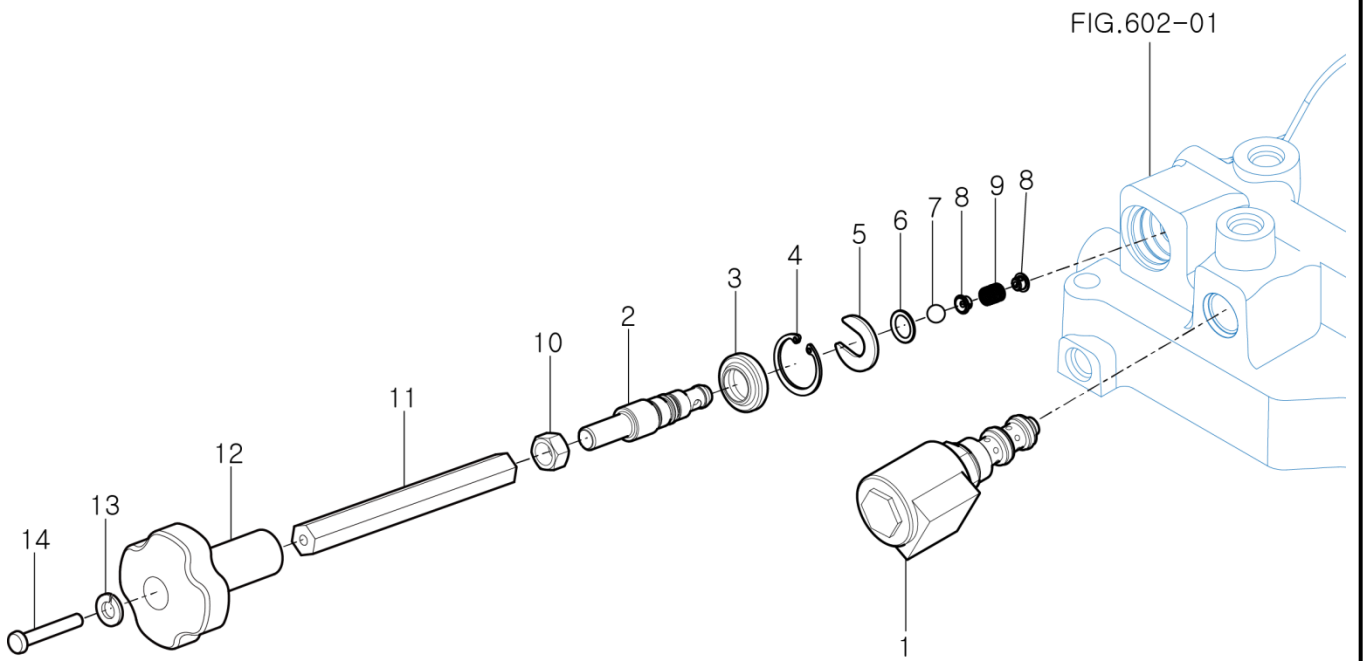
P1

YEAR

2017



RK19



NOTE




FIG 604

MAIN CONTROL VALVE

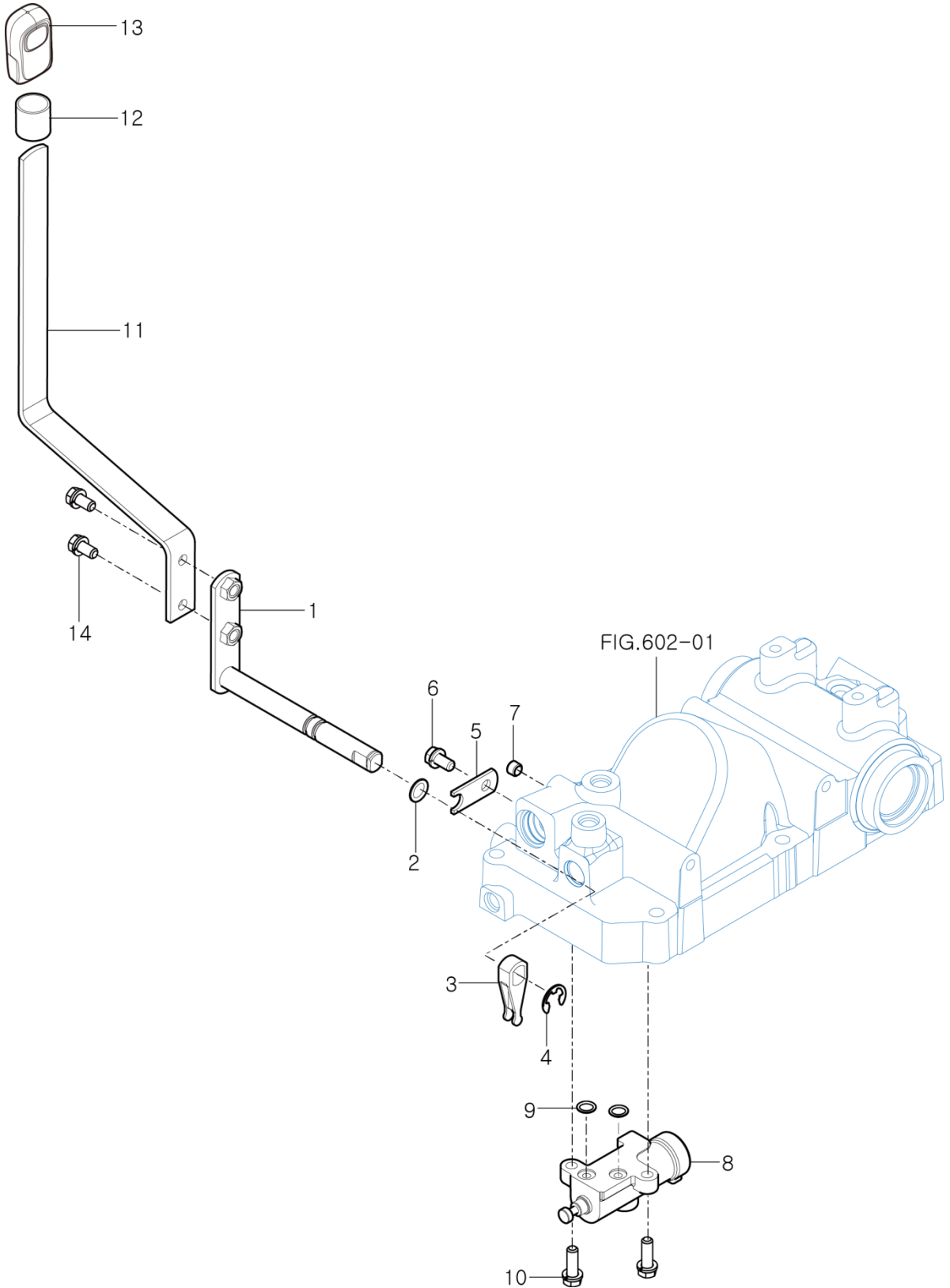
P1

YEAR

2017



RK19



NOTE



FIG 605

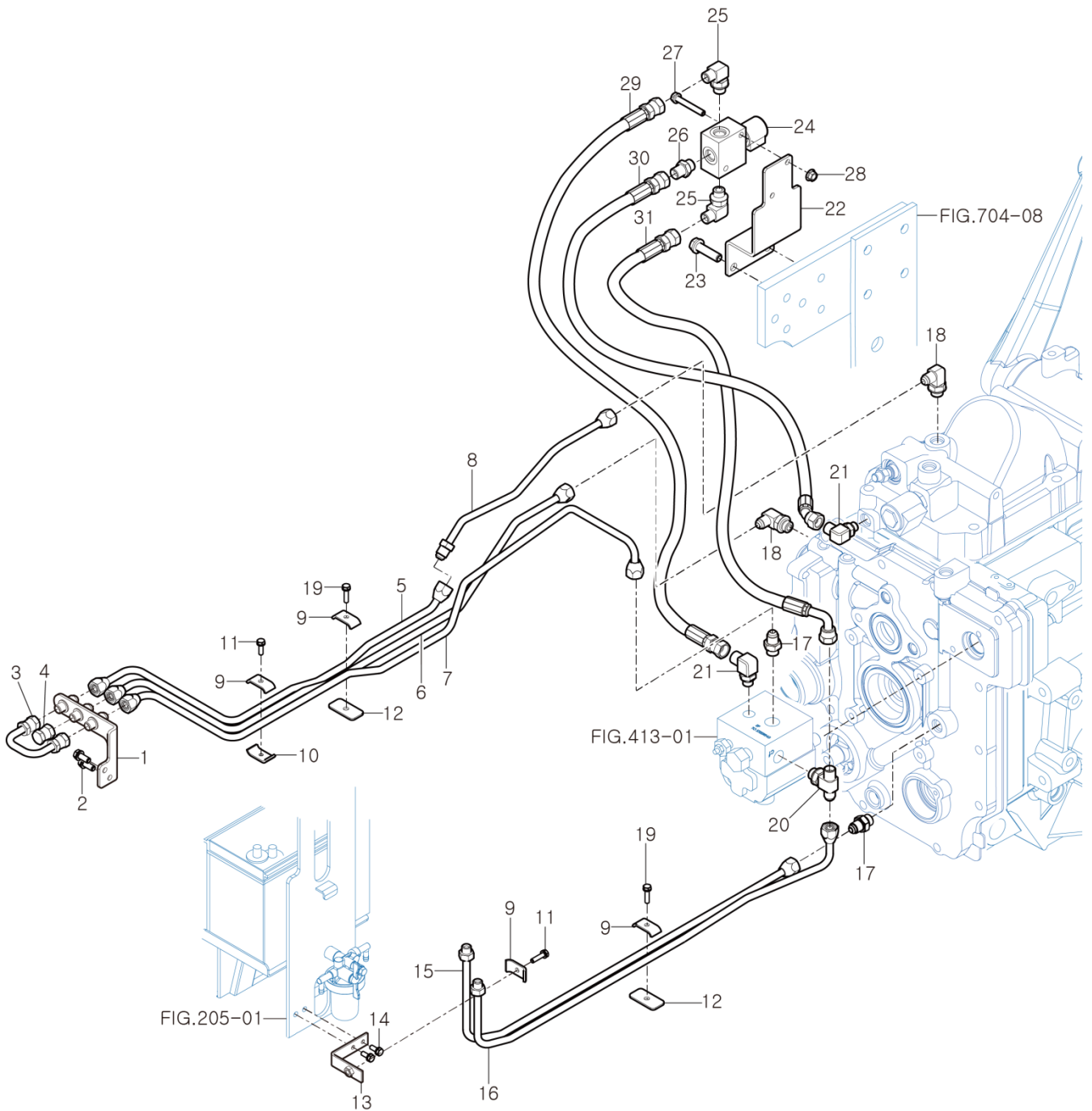

RK19

HYDRAULIC SUB  
(~2017.03.01)

P1

YEAR

2017



NOTE





FIG 605

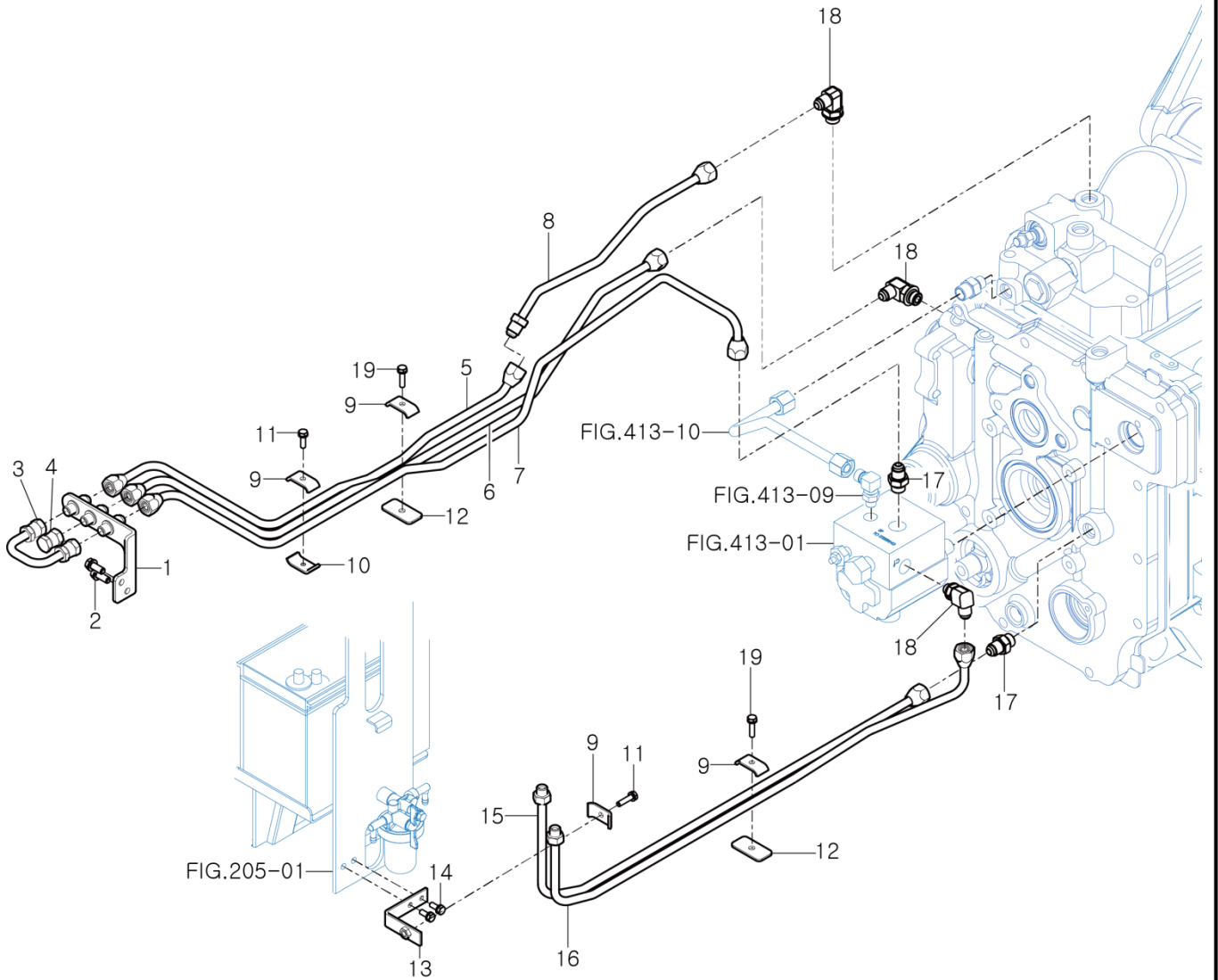

RK19

HYDRAULIC SUB  
(2017.03.01~)

P1

YEAR

2017



NOTE




FIG 606

HITCH & 3-POINT LINKAGE

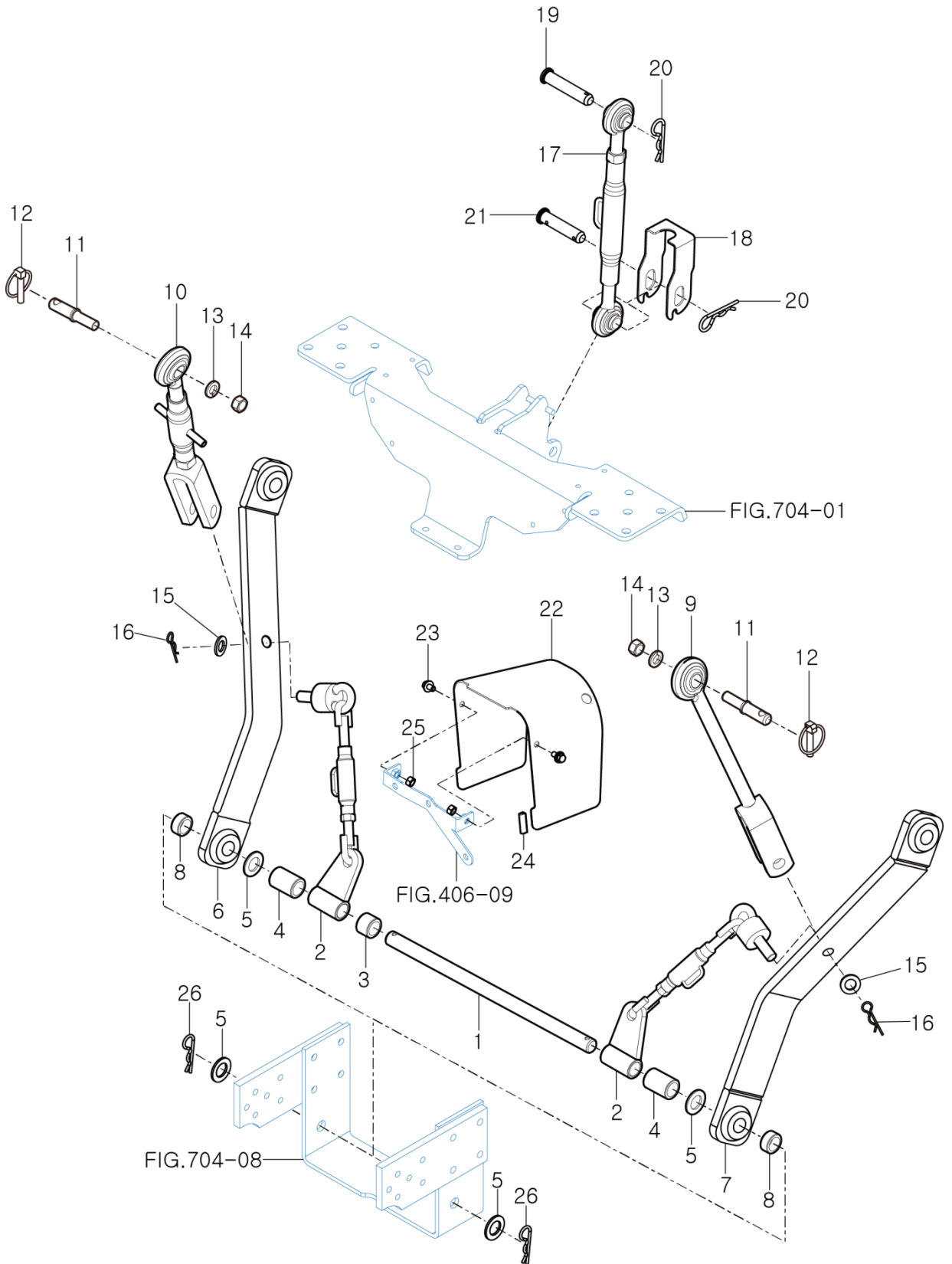
P1

YEAR

2017



RK19



NOTE




FIG 607

MID MOWER

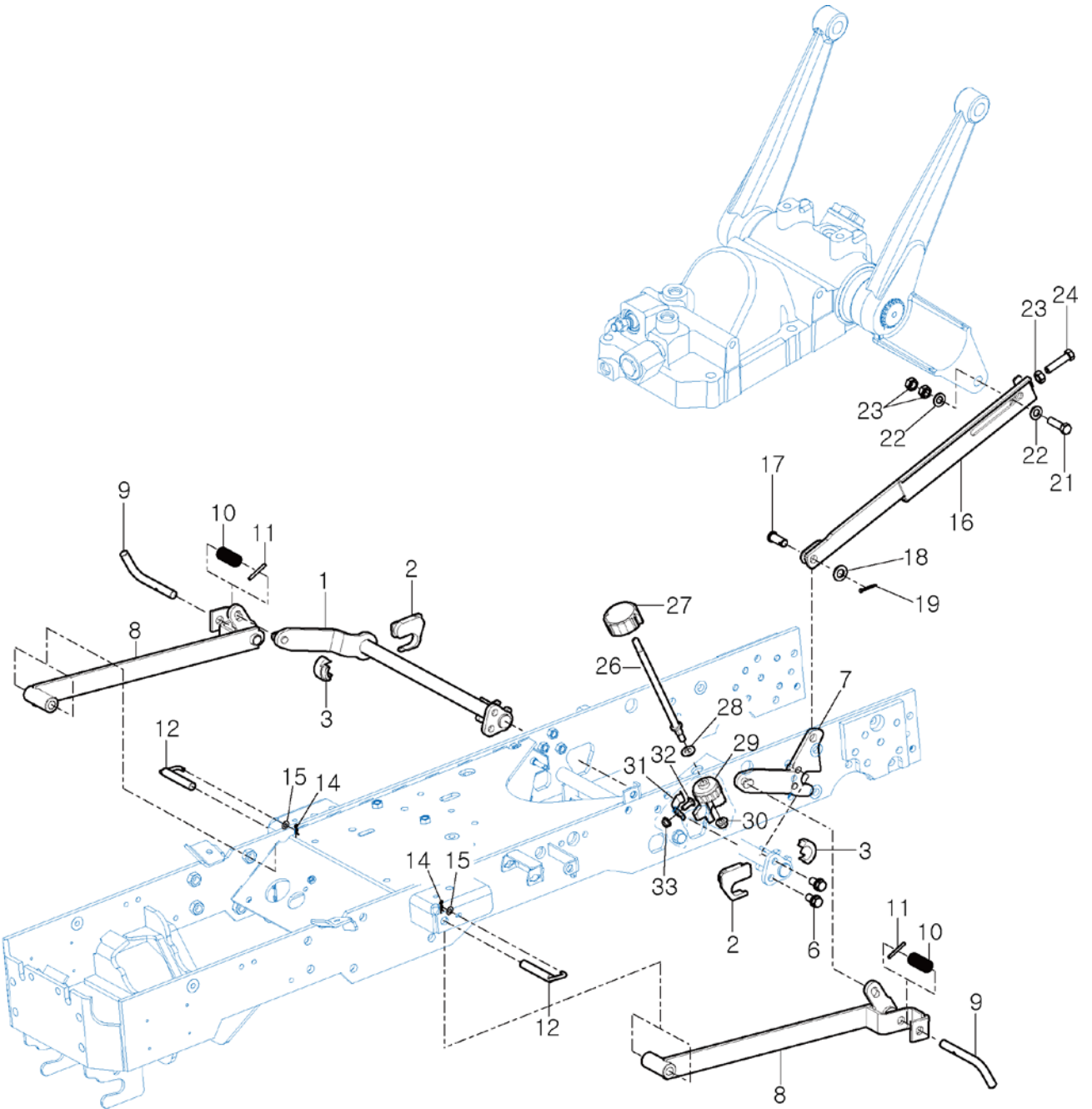
P1

YEAR

2017



RK19



NOTE




FIG 701

BONNET

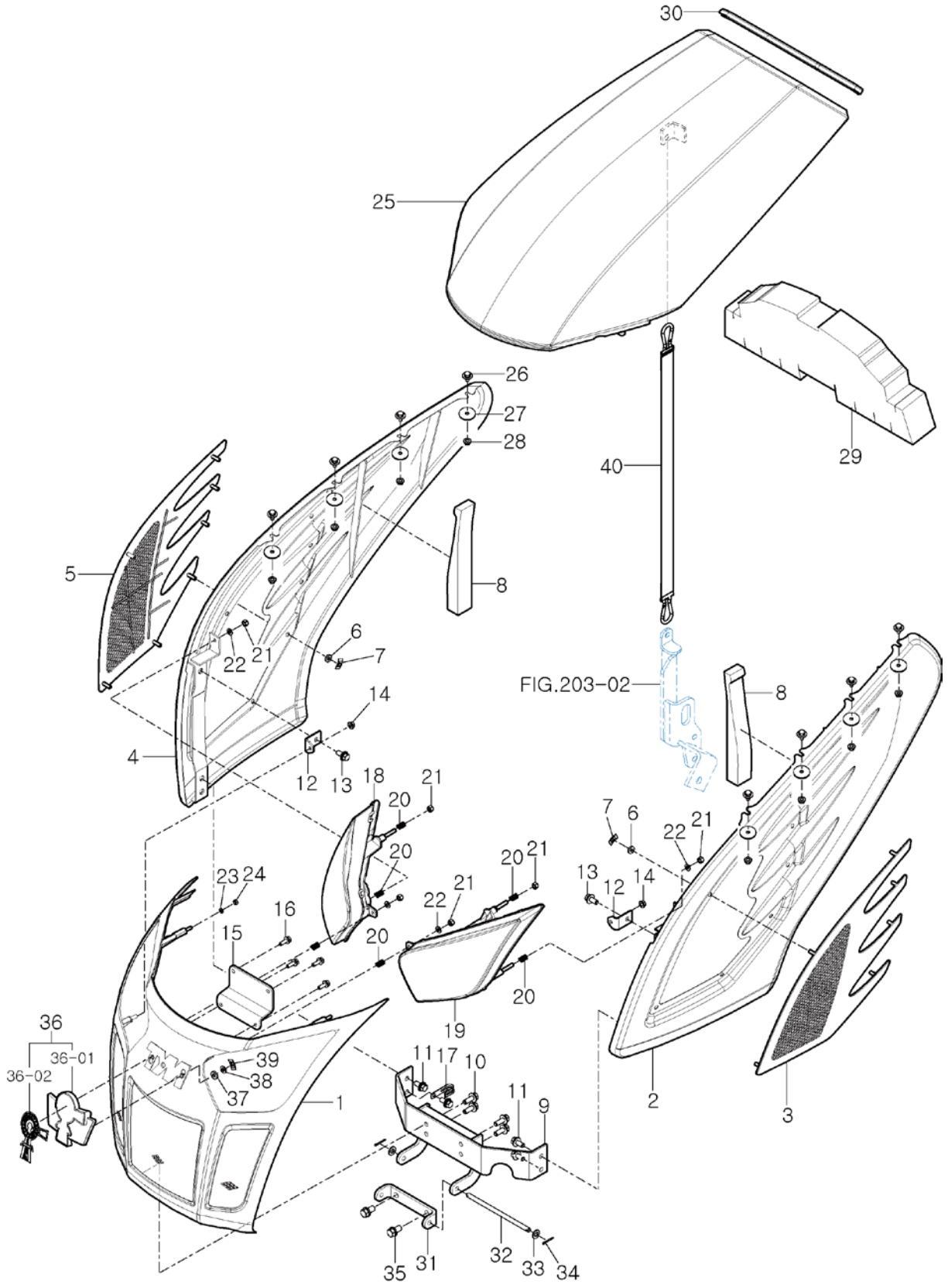
P1

YEAR

2017



RK19



NOTE




FIG 701		BONNET				P1	YEAR	
RK19							2017	
KEY NO.	PART NO.	DESCRIPTION	SPEC.	QTY.	REPAIR	EFFECTIVE DATE	REMARKS	
701 001	11616012400GB	GRILL COMP , FRONT		1				
701 002	11616012600KR	PANEL COMP , LH/SIDE		1				
701 003	11616011200GB	GRILL , LH/SIDE		1				
701 004	11616012700KR	PANEL COMP , RH/SIDE		1				
701 005	11616011300GB	GRILL , RH/SIDE		1				
701 006	14446010150	WASHER , NET		14				
701 007	V3501600060	NUT, PUSH-ON SPRING	M6	14				
701 008	11616012800	INSULATOR , SIDE		2				
701 009	11616016100GB	HINGE COMP , BONNET		1				
701 010	V2183608025	BOLT , HEX/SP	M8X25	4				
701 011	V2183608020	BOLT , HEX/SP	M8X20	4				
701 012	11616019200GB	BRACKET , SIDE		2				
701 013	V2183608020	BOLT , HEX/SP	M8X20	2				
701 014	V3802600060	NUT , HEX FLANGE	M6	2				
701 015	11616019100GB	BRACKET , CTR		1				
701 016	V2123606020	BOLT , HEX /SP	M6X20	4				
701 017	37371720090	CLAMP , W/HARNES		3		-201703.16		
701 017	37371720110	CLAMP , FLASHER W/HARNES		1		2017.03.17-		
701 018	11616523000	HEAD LAMP ASSY , RH		1				
701 019	11616522000	HEAD LAMP ASSY , LH		1				
701 020	36108010080	SPRING , ENTRANCE FOR SEED(HC0		6				
701 021	19027210060	NUT , NYLON , M6		6				
701 022	V4111600060	WASHER , PLAIN	M6	4				
701 023	V4011600050	WASHER , SPRING	M5	2				
701 024	V3002600050	NUT , HEX/1	M5	2				
701 025	11616012201KR	HOOD COMP		1				
701 026	V2193606016	BOLT , HEX/SPL		8				
701 027	19026112050	WASHER , 6X30X2.3		8				
701 028	V3802600060	NUT , HEX FLANGE		8				
701 029	11616012300	INSULATOR , RADIATOR		1				
701 030	11616012281	INSULATOR , HOOD		1				
701 031	11616016200GB	BRACKET , HINGE		1				
701 032	11616016300	PIN , HINGE		1				
701 033	V4111600080	WASHER , PLAIN		2				
701 034	V5001925020	PIN D2.5x20		2				
701 035	V2173610030	BOLT , HEX/S	M10X30	2				
701 036	10509011000	EMBLEM ASSY , RK19		1				
701 036-01	10509010110	EMBLEM , BASE/RK19		1				
701 036-02	10519010010	EMBLEM WINDMILL		1				
701 037	14446010150	WASHER , NET		2				
701 038	V4111600060	WASHER , PLAIN		2				
701 039	V3501600060	NUT, PUSH-ON SPRING		2				
701 040	11616017600	BAND COMP , BONNET DAMPING		1				
NOTE								


FIG 702

FLOOR

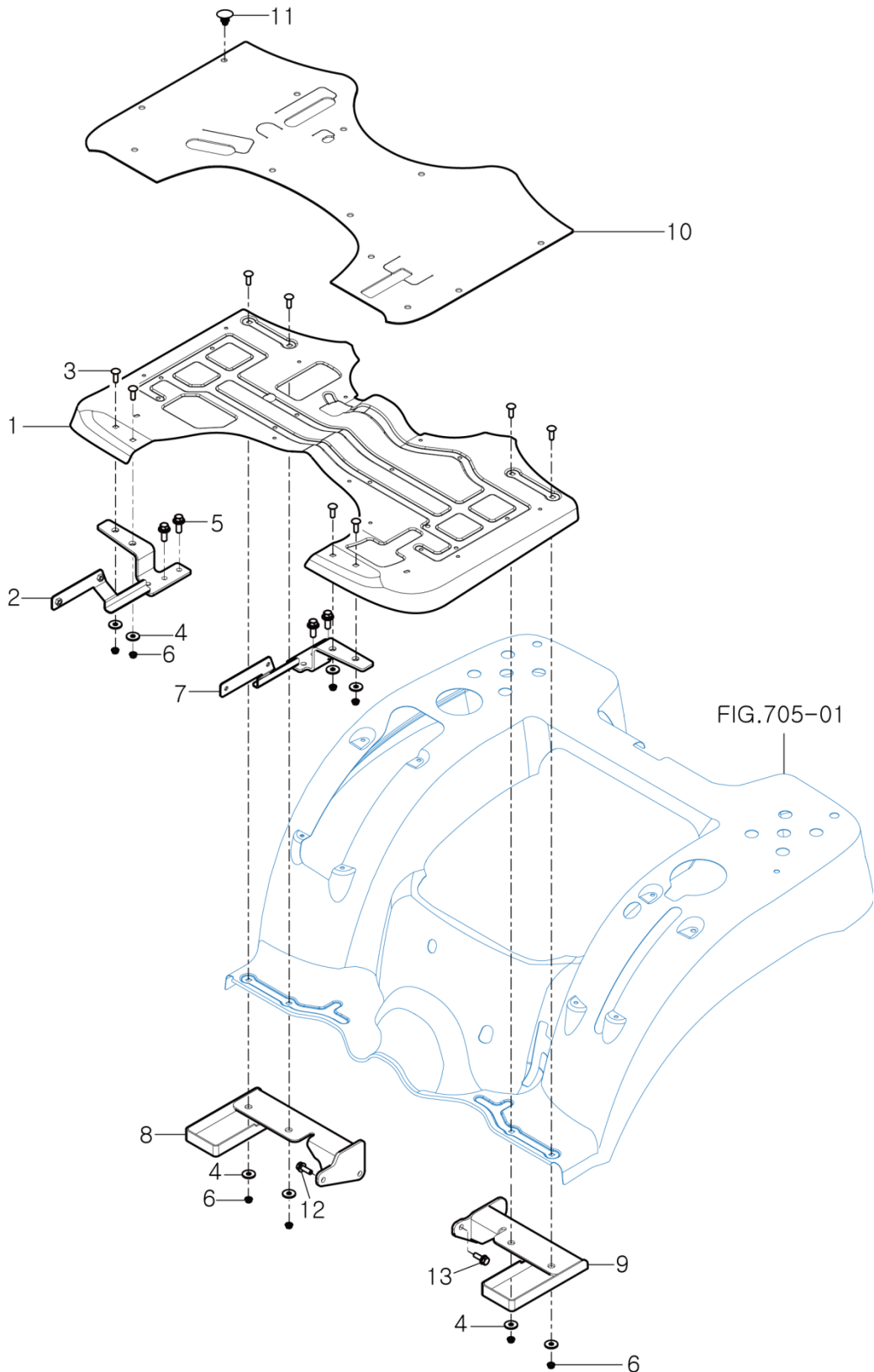
P1

YEAR

2017



RK19



NOTE



FIG 703

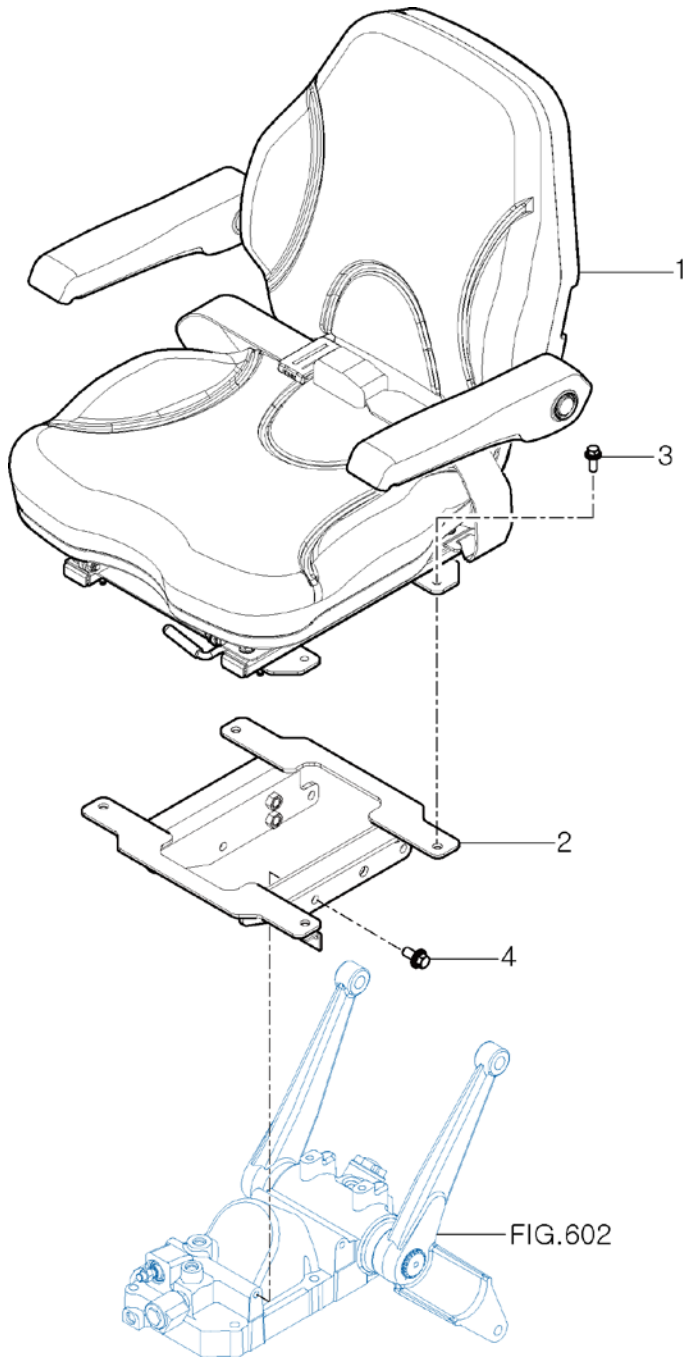

RK19

SEAT

P1

YEAR

2017



NOTE




FIG 704

ROPS

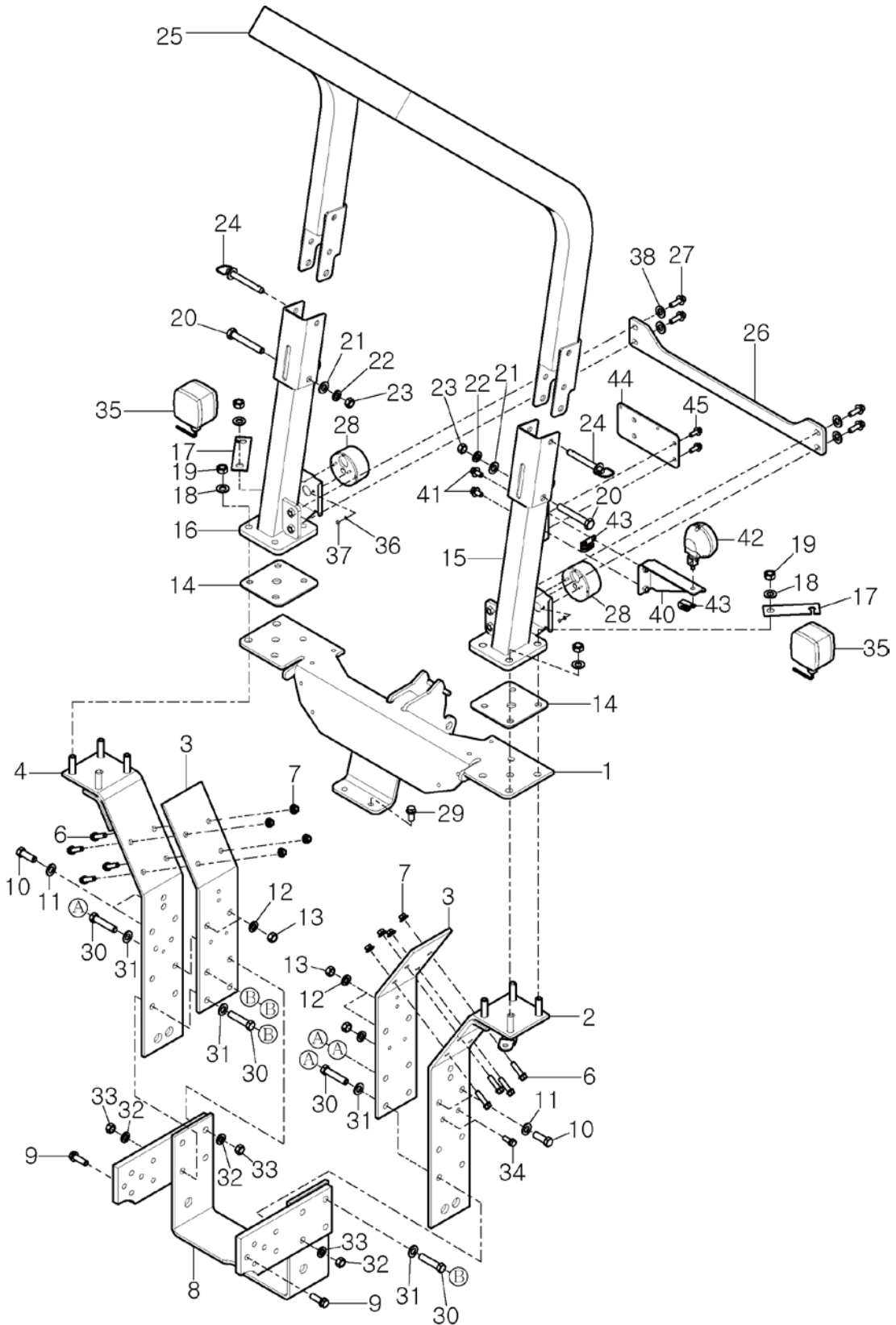
P1

YEAR

2017



RK19



NOTE


FIG 704		ROPS			P1	YEAR	
RK19						2017	
KEY NO.	PART NO.	DESCRIPTION	SPEC.	QTY.	REPAIR	EFFECTIVE DATE	REMARKS
704 001	11617022600GB	FRAME COMP , MID/SUPPORT		1		-2018.05.31	
704 001	11617022601GB	FRAME COMP , MID/SUPPORT		1		2018.06.01-	
704 002	11617022400GB	FRAME COMP , LH/SPRT		1			
704 003	11617022700GB	REINFORCE BRACKET , MID/SUPPOR		2			
704 004	11617022500GB	FRAME COMP , RH/SPRT		1			
704 005	11617022440GB	PLATE , HANGER		2		-2017.05.10	
704 006	V2173610040	BOLT , HEX/S	M10X40	8		-2018.05.31	
704 006	V2173610035	BOLT , HEX/S	M10X35	8		2018.06.01-	
704 007	V3802600100	NUT , HEX FLANGE		8			
704 008	11615212100GB	FRAME COMP , HITCH		1		-2017.11.30	
704 008	11615212101GB	FRAME COMP , HITCH		1		2017.12.01-	
704 009	V2174612040	BOLT , HEX/S	M12X40	10		-2017.03.01	
704 009	V2174612040	BOLT , HEX/S	M12X40	12		2017.03.01-	
704 010	V2013614040	BOLT , HEX	M14X40	4			
704 011	V4111600140	WASHER , PLAIN	M14	4			
704 012	V4011600140	WASHER , SPRING	M14	4			
704 013	V3043600140	NUT , HEX/2	M14	4			
704 014	11617022900	PAD(ROPS)		2			
704 015	11617022100GB	FRAME COMP , LH/LOW/ROPS		1		-2018.02.28	
704 015	11617022102GB	FRAME COMP , LH/LOW/ROPS		1		2018.03.01-	
704 016	11617022200GB	FRAME COMP , RH/LOW/ROPS		1			
704 017	11616562110GB	PLATE , LAMP		2		-2018.05.31	
704 017	11616562111GB	PLATE , LAMP		2		2018.06.01-	
704 018	V4011600140	WASHER , SPRING	M14	8			
704 019	V3043600140	NUT , HEX/2	M14	8			
704 020	V2014614095	BOLT , HEX	14X95	2			
704 021	V4111600140	WASHER , PLAIN	M14	2			
704 022	V4011600140	WASHER , SPRING	M14	2			
704 023	V3043600140	NUT , HEX/2	M14	2			
704 024	11107027500	PIN COMP , FIXED		2			
704 025	11617024100GB	FRAME COMP , UPR		1			
704 026	11617022300GB	PLATE , CROSS		1			
704 027	V2174610035	BOLT , HEX/S	M10X35	4			
704 028	11616563000	LAMP ASSY , STOP		2			
704 029	V2173610030	BOLT , HEX/S	M10X30	2			
704 030	V2004614070	BOLT , HEX		8			
704 031	V4111600140	WASHER , PLAIN	M14	8			
704 032	V4011600140	WASHER , SPRING	M14	8			
704 033	V3043600140	NUT , HEX/2	M14	8			
704 034	V2183610025	BOLT , HEX/SP	M10X25	2			
704 035	15666562003	LAMP ASSY , COMBINATION		2			
704 036	V4011600050	WASHER , SPRING	M5	4			
704 037	V3002600050	NUT , HEX/1	M5	4			
704 038	V4111600100	WASHER , PLAIN	M10	4			
704 039	19027722030	GROMMET , 15X36X3		2			
704 040	10507022300GB	BRACKET COMP , WORKING LAMP		1		2017.09.01-	
704 041	V2183608025	BOLT , HEX/SP	M8X25	2		2017.09.01-	
704 042	14886519600	LAMP SUB , WORKING		1		2017.09.01-	
704 043	14256210040	CLAMP , 9		2		2017.09.01-	
704 044	11617012120GB	SUPPORT PLATE , SMV		1		2018.03.01-	
704 045	V2183608025	BOLT , HEX/SP	M8X25	2		2018.03.01-	
NOTE							


FIG 705

LEVER COVER & FENDER

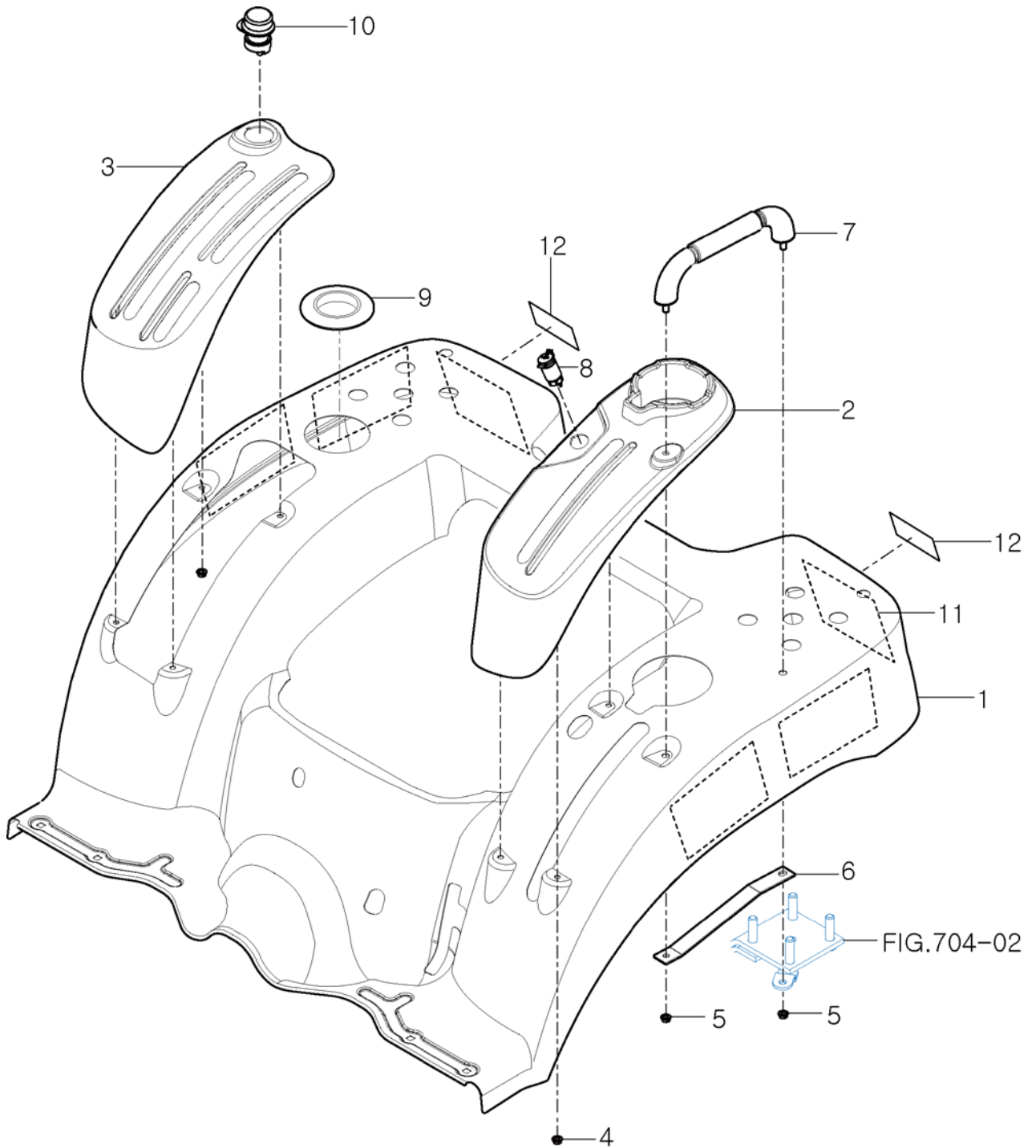
P1

YEAR

2017



RK19



NOTE






FIG 801

BATTERY MOUNTING

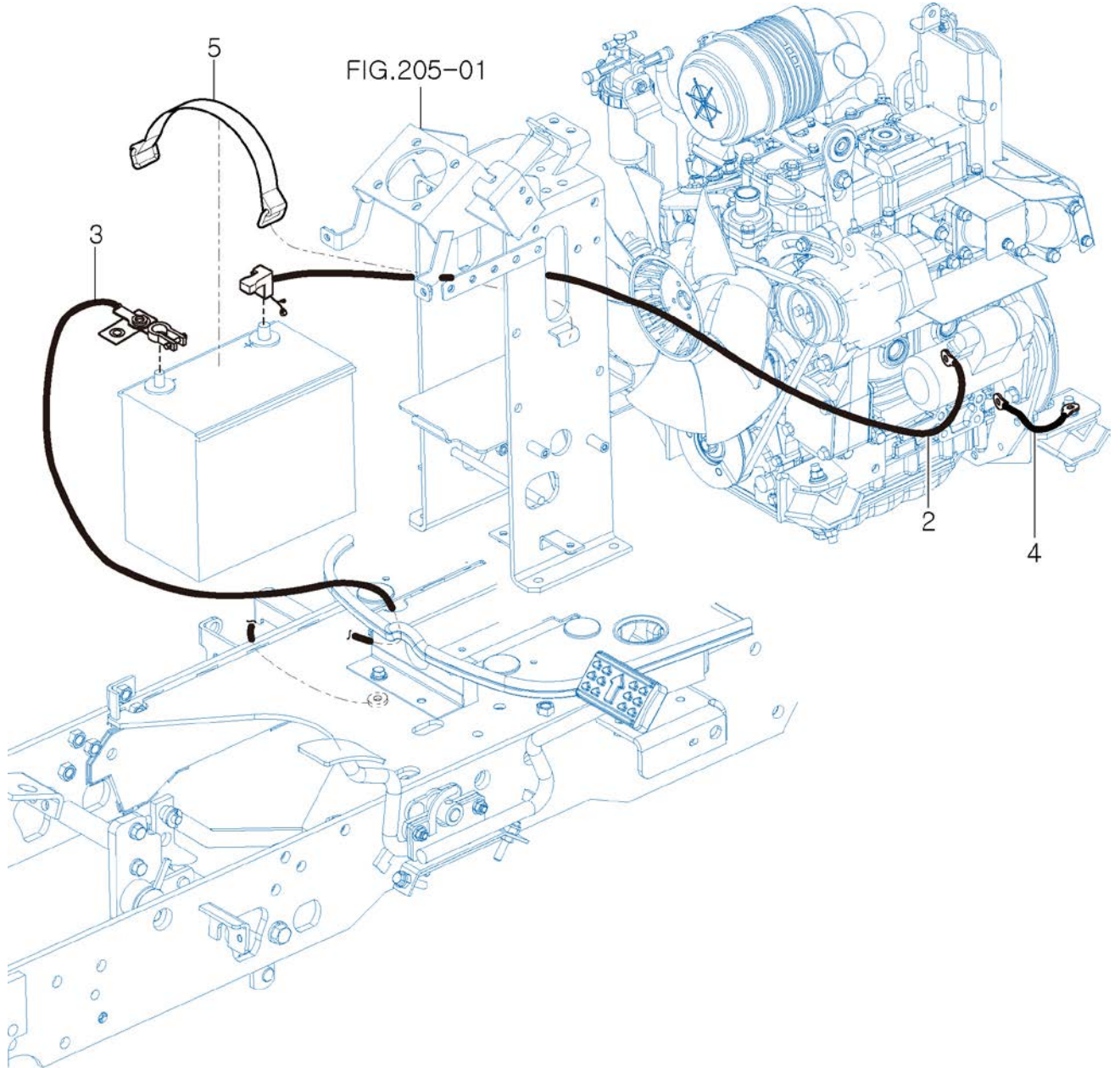
P1

YEAR

2017



RK19



NOTE




FIG 802

INSTRUMENT PANEL

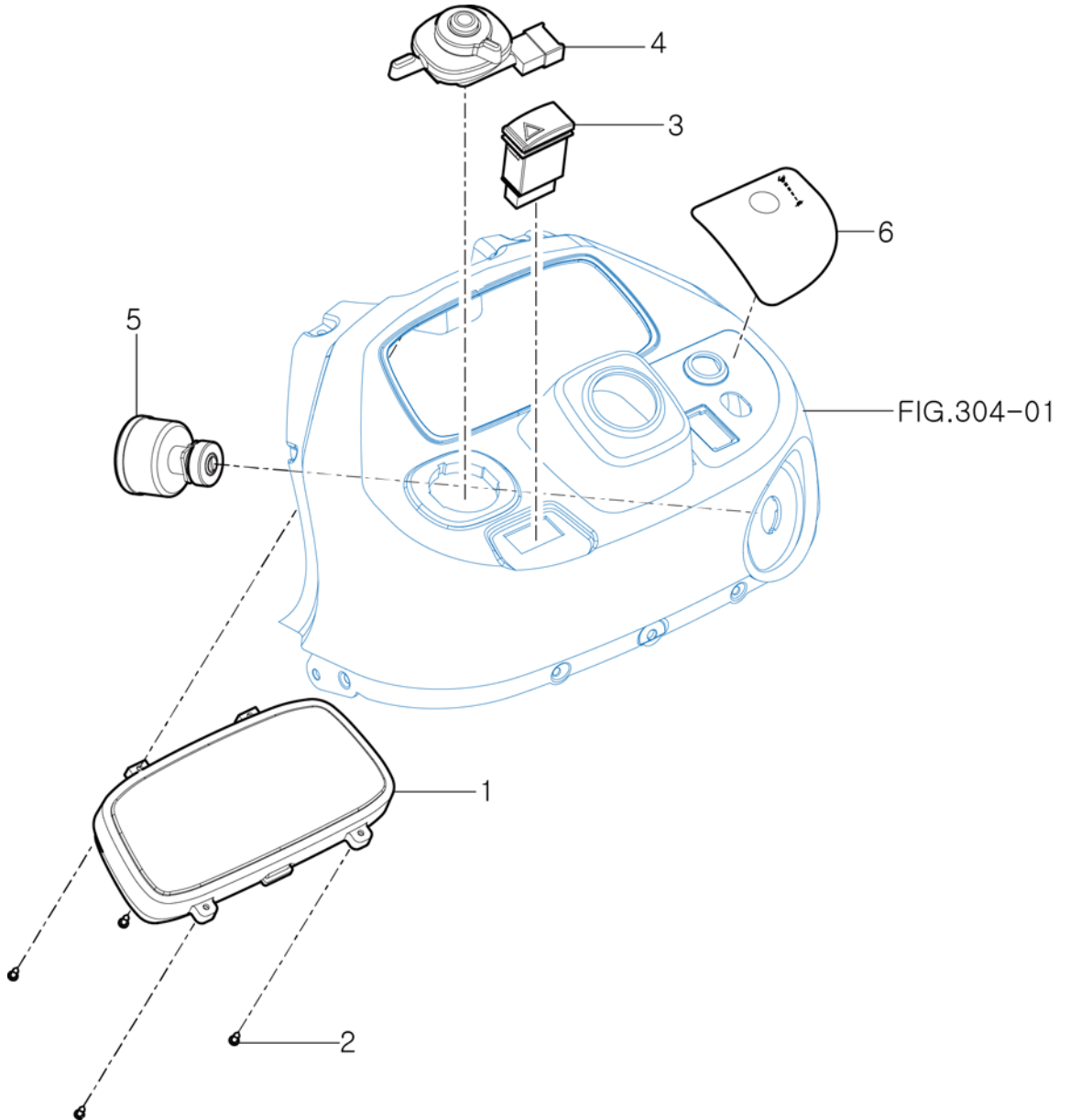
P1

YEAR

2017

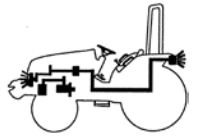


RK19

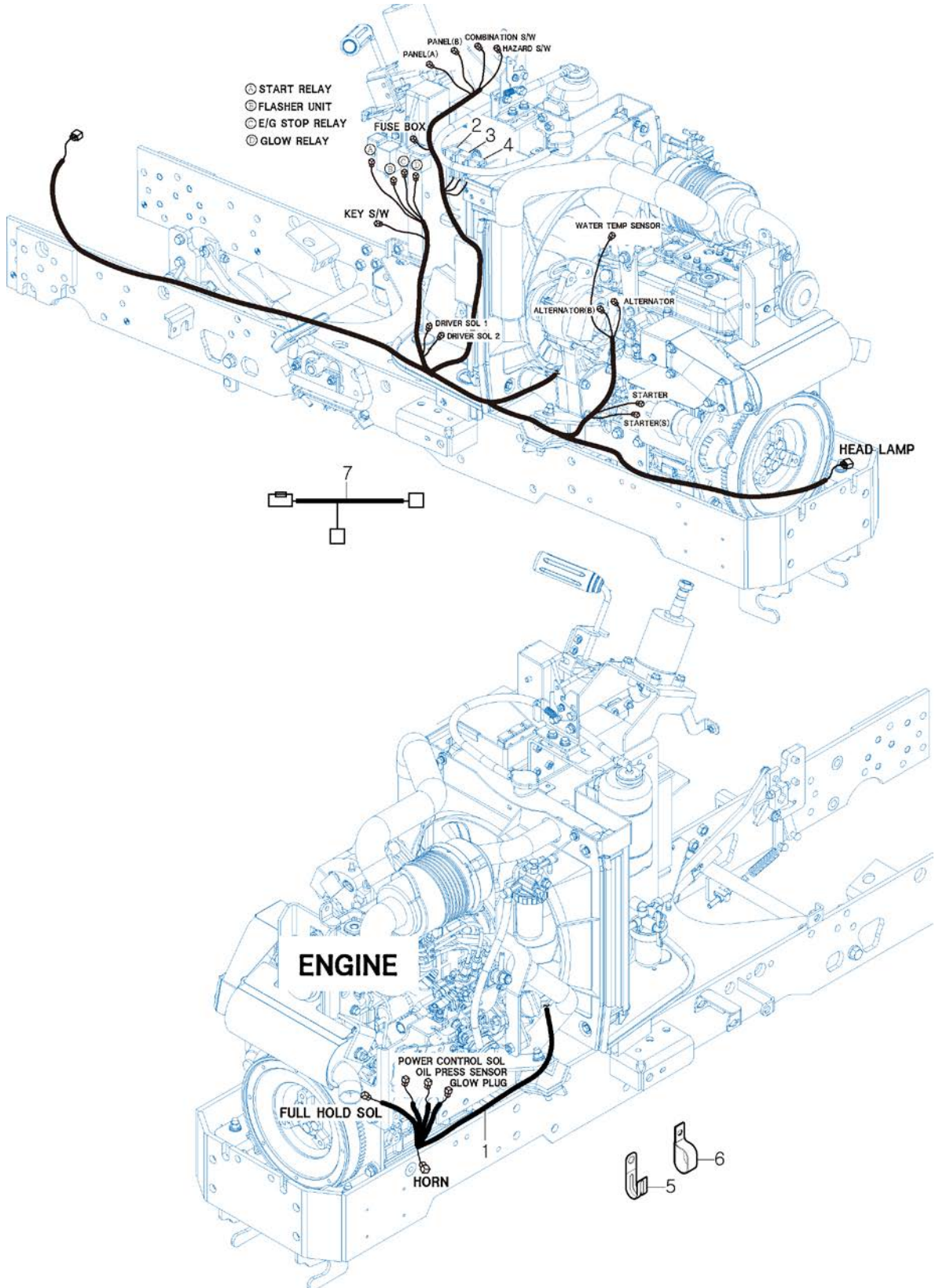


NOTE





RK19



NOTE



FIG 804

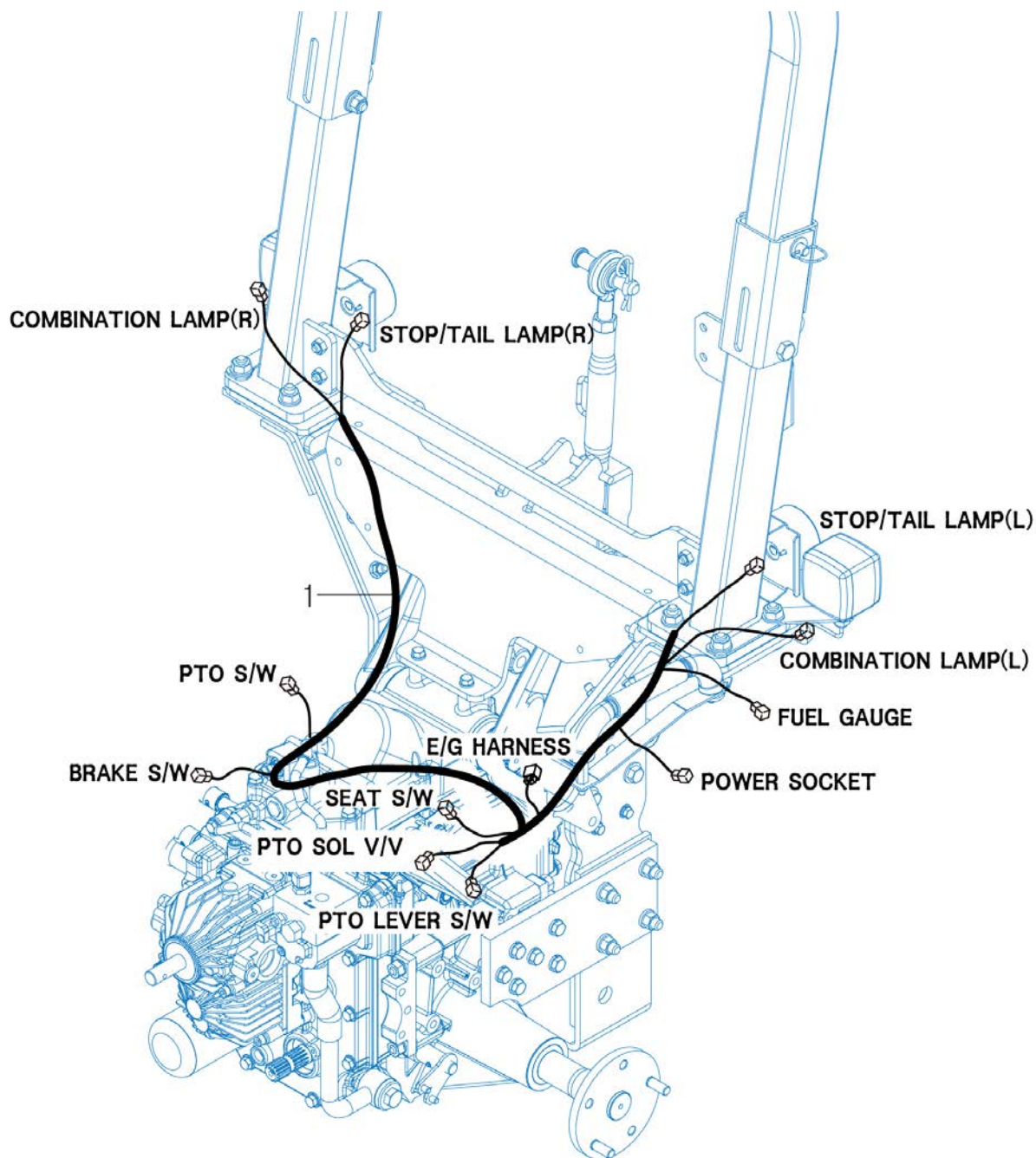

HARNESS(2)

RK19

P1

YEAR

2017



NOTE





FIG 901

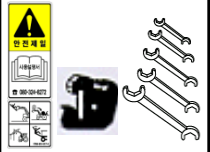
RK19

TOOL & ACCESSORY

P1

YEAR

2017



1



2



3



NOTE



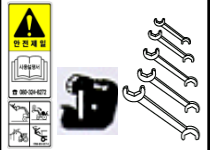
FIG 902

LABEL

P1

YEAR

2017



RK19

**PARKING BRAKE**

Press down the master brake pedal and lock the parking lever at the same time

2

**WARNING**

Always apply the park brake when parking. Failure to do so can cause accidents and damages.

3

**WARNING**

- Start engine only from operators seat. If safety start switch is by passed engine can start with transmission in gear.
- Do not connect or short across terminal on starter solenoid.
- Attach booster cables as shown on battery decal and operators manual.

Starting in gear causing runaway can result in serious injury.

4



5

**WARNING**

Work in ventilated Areas.

6

**WARNING**

Always fasten Your seat belt.

8

**DANGER**

Do not ride except operator.

7

**WARNING**

Additions, alterations, cracking, damage or corrosion to this structure may adversely affect the performance of the ROPS.

18



25

26

L

N

H

ON

4WD

OFF

27

EPA REGULATION

USE ULTRA LOW SULFUR FUEL ONLY

22

**WARNING**

Do not refuel the tractor while operating or near operating of engine. Always stop engine before refueling tractor.

23

**WARNING**

Do not use the accelerator lever except working on the field.

24



**WARNING**

Do not remove radiator cap while engine is hot. Hot steam will injure you.

9

**WARNING**

Always set the lock to lock when:  
1. Travelling on the road  
2. Replacing blades on an implement  
3. Making adjustment to an implement  
Buckled drooping of an implement can cause serious injury or death.

10

**WARNING**

Never use the diff-lock at high speed or on the road as this can cause rollover and injury.

11

**WARNING**

Operator's manual

13

**CAUTION**

Keep hands and clothing away from rotating fan and belts to prevent serious injury.

12

**CAUTION**

Do not touch while the system is hot. It causes serious burns.

15

**HOT**

14

**Rural King**

MODEL: \_\_\_\_\_  
TYPE: \_\_\_\_\_  
ENGINE: \_\_\_\_\_  
SERIAL NO.: \_\_\_\_\_  
MANUFACTURED THIS REGISTRATION BY: \_\_\_\_\_  
DISTRIBUTOR: CHANGHAI-HILTI (K) LTD.  
TEL: 02-376-3000

17

**DANGER**

This Tractor may tip over unexpectedly and quicker than an operator is able to jump free.

- Never operate a tractor without a proper Roll over Protection Structure (ROPS)
- Always wear your seat belt when operating this tractor equipped with roll over protection.
- Never pull from above or from the rear axle.
- Do not operate the tractor on steep slopes or near drop offs.
- Avoid sharp high speed turns. Serious injury or death may result from tractor upsets.

19

**WARNING**

Death or injury may result if this tractor over turns with the ROPS in the folded down position. Operate this tractor with the ROPS folded down only when necessary. Do not wear seat belt if operated with ROPS folded down.

20

This ROPS frame was tested in accordance with OECD Standard (Code 7) for use on Rural King tractor models RK19 with a reference mass of 690KG. Manufactured by TYM KOREA

21

**RK19**

1

**Hydrostatic**

32



33



34



**WARNING**

Attach implements and trailers to the tractor only using the prescribed draw-bar or hitch.

28

**DANGER**

Rotating driveline contact can cause death. KEEP AWAY! Keep all drive line, Tractor and equipment shields in place during operation.

29

NOTE




FIG 905

AUXILIARY VALVE KIT(OPTION)

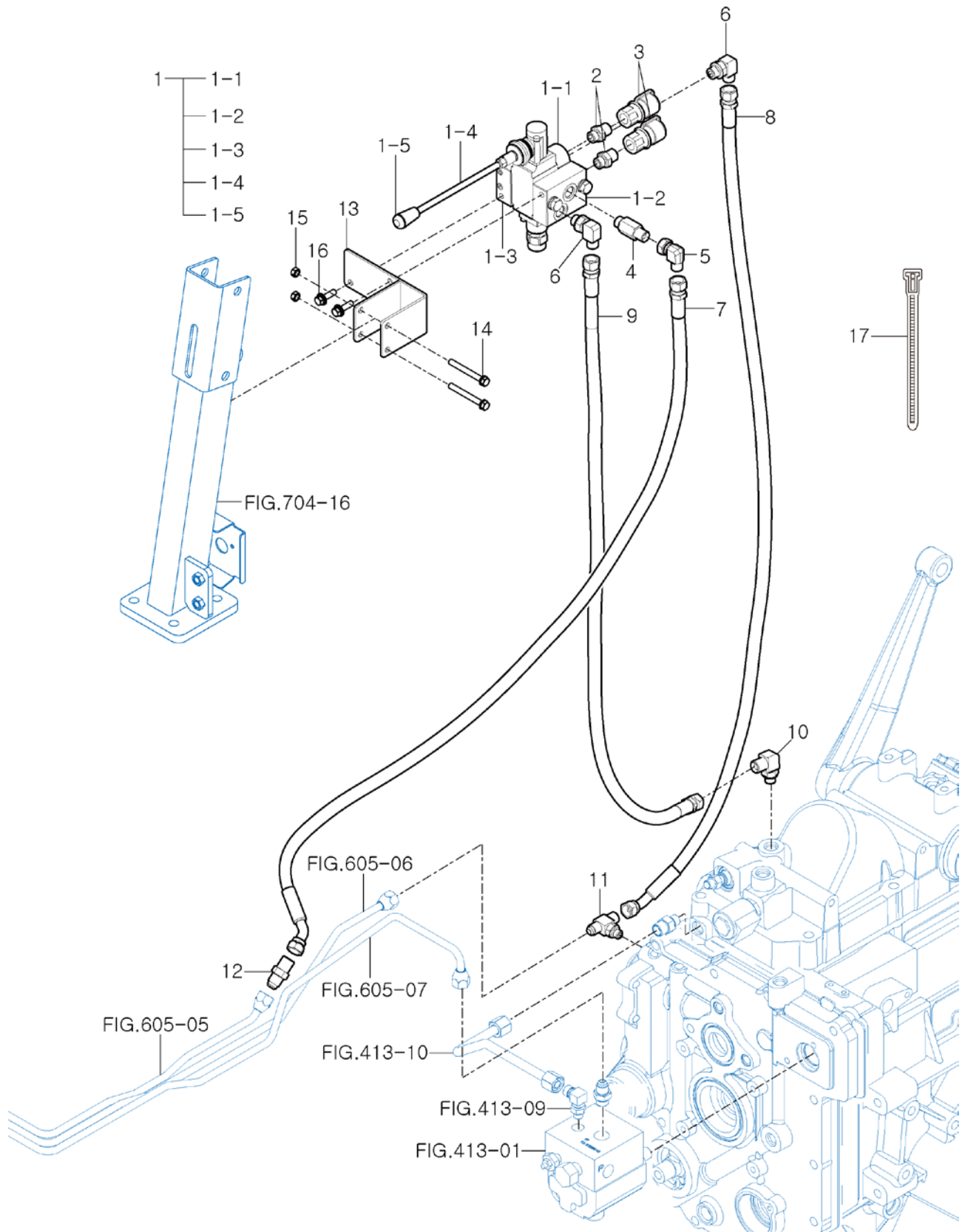
P1

YEAR

2017



RK19



NOTE

